

# **MN Student Community Profiles: Exploring Developmental Skills, Supports, & Challenges**

A new look at what youth bring to  
families, schools, and communities

**A Focus on  
Asian Students**



Analysis of the  
2013, 2016 , & 2019  
Minnesota Student Survey

MN Youth Development Research Group

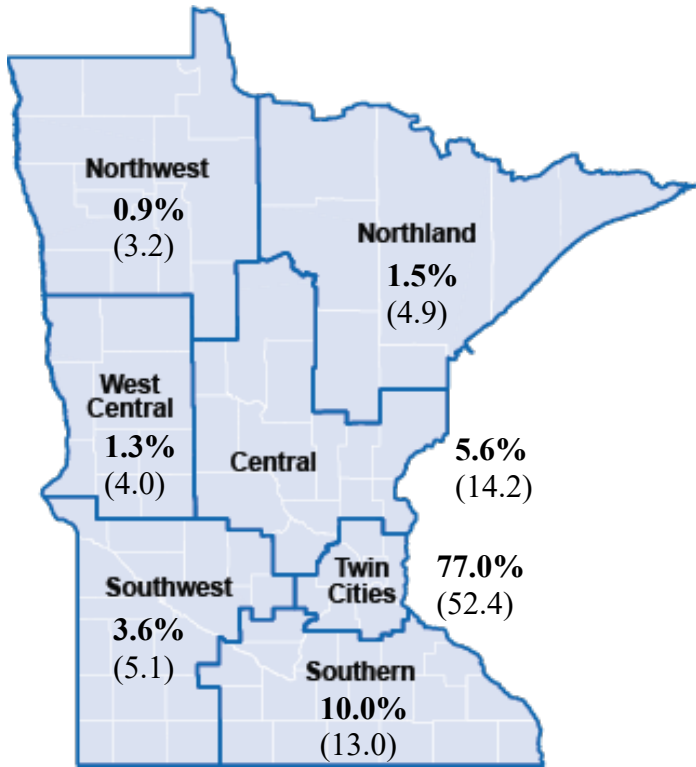


[www.mnydrg.com](http://www.mnydrg.com)

Michael C. Rodriguez, PhD  
Educational Psychology  
University of Minnesota  
October 2020

# Minnesota Student Survey – Asian Students

2013 2016 2019



*The MSS provides us with an opportunity to listen and hear our students.*

In total across the three administrations of the MSS, 18,891 Asian students in grades 5, 8, 9, and 11 participated. This includes Asian, Native Hawaiian, and other Pacific Islander students who do not identify with another race, or Latino, Somali, or Hmong. Asian students account for 3.8% of participants across 2013 to 2019.

Asian students in the MSS are located in each region of the state and 85 (out of 87) counties. This is evident in the numbers on the map to the left.

Most of the Asian students participating in the MSS (77%) reside in the Twin Cities; about half of youth 17 years old or younger in the population (52%) reside in the Twin Cities seven county region.

About 85% of school districts participated in each administration. Also, in some schools, nearly all students in grades 5, 8, 9, & 11 participate in the MSS. In other schools, students are sampled from these grades.

From 2019 data, the top number in each region is the percent of Asian students participating in the MSS located in that region; the number in parentheses is the regional location of 17 year olds or younger in the MN population.

Population data source: <http://www.mncompass.org/>

In the 2019 MSS, students within each racial/ethnic group were able to identify with ethnic communities within each larger community. Asian student participants in 2019 identified as

- 12% Asian Indian
- 1% Burmese
- 14% Chinese
- 6% Filipino
- 4% Karen
- 10% Korean
- 7% Lao
- 12% Vietnamese
- 18% Other Asian

Nearly 28% of Asian students identified as Hmong, and they are included in a separate report.

Counts of Asian and Pacific Islander students participating in the MSS by region and year.

Region	2013	2016	2019
Central	317	320	442
Northland	79	78	114
Northwest	58	54	70
Southern	269	563	785
Southwest	161	186	285
Twin Cities Metro	4212	4636	6030
West Central	55	73	104
<b>Total</b>	<b>5151</b>	<b>5910</b>	<b>7830</b>

## Positive Youth Development

We base this work on the principles of Positive Youth Development.<sup>1</sup> This is informed by positive psychology and the developmental asset approaches. This provides us with a strong set of principles through which to be better equipped to meet the needs of youth across diverse communities.

- Youth have an inherent capacity for positive development
- That is enabled and enhanced through multiple meaningful relationships, contexts, & environments
- Where community is a critical delivery system
- And youth are major actors in their own development

---

## Equipped for Learning

To be equipped for learning on Developmental Skills & Supports, students must score at the point where they report that the characteristics of the measure (values, beliefs, behaviors) are more like them than not. This is essentially an average of three out of four on a 4-point rating scale.

The items measuring Developmental Skills & Supports function similarly across years and for students from different grades and different racial or ethnic backgrounds.

---

## Does it make a difference?

Students who are equipped in the Developmental Skills & Supports report higher school grades, are more likely to have higher aspirations to go to college, and have higher participation in afterschool activities.

Those equipped for learning in the Developmental Skills & Supports are bullied less, engage in less bullying, are less likely to skip school or engage in substance use, and experience less mental distress

---

## Developmental Skills

### *Commitment to Learning*

I care about doing well in school, pay attention in class, go to class prepared, am interested in learning, find school learning useful, and being a student is an important part of who I am.

### *Positive Identity and Outlook (DAP)*

I have a sense of control in my life, feel good about myself and future, deal well with disappointment and life's challenges, and think about my purpose in life.

### *Social Competence (DAP)*

I say no to dangerous/unhealthy things, build friendships, express feelings appropriately, plan ahead and make good choices, resist bad influences, resolve conflicts without violence, accept differences in others, and recognize the needs and feelings of others.

## Afterschool Activities

Ignite Afterschool promotes access and regular participation (3 times a week or more) in afterschool activities and programs.

The percent reporting positive experiences only includes those students with regular participation and was included in the 2016 and 2019 MSS.

For more information, see

<http://igniteafterschool.org/afterschool-access>

---

## Developmental Supports

### *Empowerment (DAP)*

I have a sense of safety at home, at school, and in the neighborhood; feel valued and appreciated; am included in family roles; and have responsibilities.

### *Family/Community Support*

I feel cared for by parents, other adult relatives, friends, and other adults in the community.

### *Teacher/School Support*

Adults at school treat students fairly and listen to students; school rules are fair; teachers care about students and care about and are interested in me.

DAP measures are from the *Developmental Asset Profile*, Search Institute, Minneapolis, MN.

## Additional Indicators

- Indicators for trauma include 5<sup>th</sup> grade only in 2013 and for mental distress do not include 5<sup>th</sup> grade in any year; both indicators include grades 8, 9, & 11.
- Trauma experiences include homelessness, parent incarceration, verbal/physical abuse, sexual abuse, family alcohol/drug abuse.
- Mental Distress includes significant mental health and behavior-emotional problems; self-injury; suicidal thoughts and attempts.

---

<sup>1</sup> Benson, P.L., Scales, P.C., Hamilton, S.F., & Sesma, A. (2006). Positive youth development: Theory, research, and applications. In W. Damon & R.M. Lerner (Eds.), *Handbook of child psychology*. Wiley.

# Asian/PI Students in MN for 2013



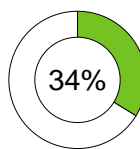
## High School Graduation and Beyond



99% of Asian/PI students plan to graduate high school.

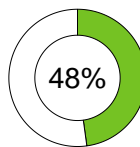
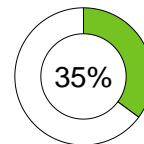
86% plan to attend a 2 or 4 year college/university.  
3% plan to obtain a license/certificate or apprenticeship.  
1% plan to obtain a GED.

## Health and Well-Being Indicators



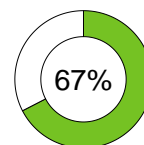
Are physically active at least 60 minutes, 5 times per week.

Eat fruits and vegetables at least once a day.



Sleep at least 8 hours in a typical school night.


Reported having very good or excellent health



## Developmental Skills & Supports

What percentage of Asian/PI students meet the threshold to be equipped for learning with developmental skills and supports?

### Commitment to Learning



### Positive Identity and Outlook



### Social Competence



### Empowerment



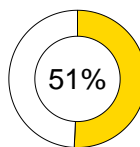
### Family and Community Support



### Teacher and School Support

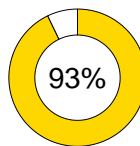
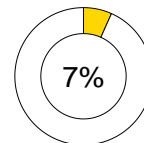


## Context Indicators



Obtained mostly As for school grades.

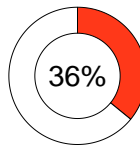
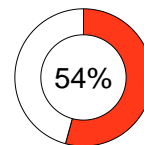
Were sent out of class for discipline.



Feel safe at school.

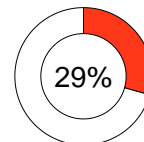
## Challenge Indicators

Experienced harassment/bullying in the last 30 days in school.



Experienced at least one indicator of trauma.

Have at least one indicator of mental distress.

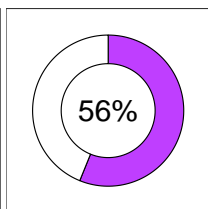
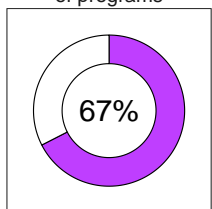


## Afterschool Activities

Percent of Asian/PI students who...

Are aware their school/community offers a variety of programs

Participate at least 3 times per week



# Asian/PI Students in MN for 2016



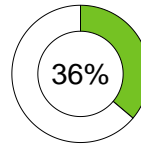
## High School Graduation and Beyond



99% of Asian/PI students plan to graduate high school.

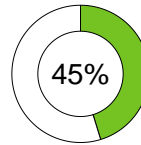
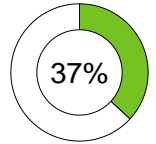
87% plan to attend a 2 or 4 year college/university.  
3% plan to obtain a license/certificate or apprenticeship.  
1% plan to obtain a GED.

## Health and Well-Being Indicators



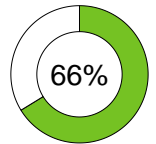
Are physically active at least 60 minutes, 5 times per week.

Eat fruits and vegetables at least once a day.



Sleep at least 8 hours in a typical school night.


Reported having very good or excellent health



## Developmental Skills & Supports

What percentage of Asian/PI students meet the threshold to be equipped for learning with developmental skills and supports?

### Commitment to Learning



### Positive Identity and Outlook



### Social Competence



### Empowerment



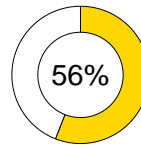
### Family and Community Support



### Teacher and School Support

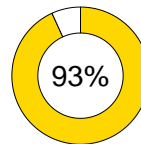
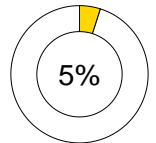


## Context Indicators



Obtained mostly As for school grades.

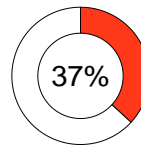
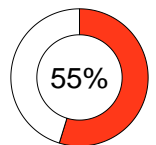
Were sent out of class for discipline.



Feel safe at school.

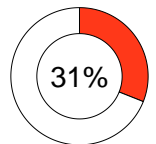
## Challenge Indicators

Experienced harassment/bullying in the last 30 days in school.



Experienced at least one indicator of trauma.

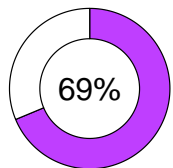
Have at least one indicator of mental distress.



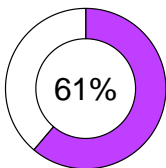
## Afterschool Activities

Percent of Asian/PI students who...

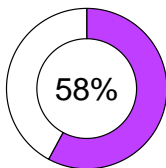
Are aware their school/community offers a variety of programs



Participate at least 3 times per week



Have positive out of school experiences



# Asian/PI Students in MN for 2019



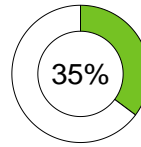
## High School Graduation and Beyond



99% of Asian/PI students plan to graduate high school.

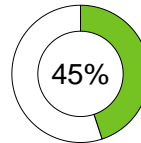
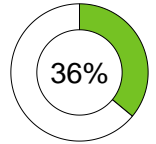
83% plan to attend a 2 or 4 year college/university.  
3% plan to obtain a license/certificate or apprenticeship.  
1% plan to obtain a GED.

## Health and Well-Being Indicators



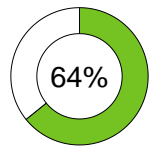
Are physically active at least 60 minutes, 5 times per week.

Eat fruits and vegetables at least once a day.



Sleep at least 8 hours in a typical school night.

Reported having very good or excellent health



## Developmental Skills & Supports

What percentage of Asian/PI students meet the threshold to be equipped for learning with developmental skills and supports?

### Commitment to Learning



### Positive Identity and Outlook



### Social Competence



### Empowerment



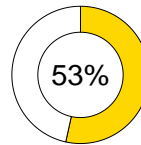
### Family and Community Support



### Teacher and School Support

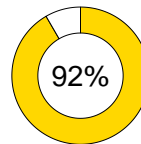
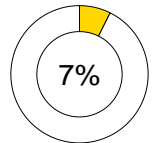


## Context Indicators



Obtained mostly As for school grades.

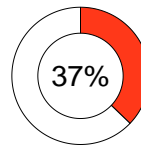
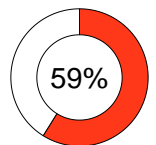
Were sent out of class for discipline.



Feel safe at school.

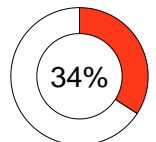
## Challenge Indicators

Experienced harassment/bullying in the last 30 days in school.



Experienced at least one indicator of trauma.

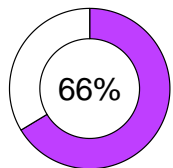
Have at least one indicator of mental distress.



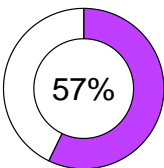
## Afterschool Activities

Percent of Asian/PI students who...

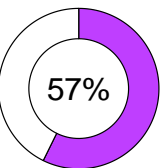
Are aware their school/community offers a variety of programs



Participate at least 3 times per week



Have positive out of school experiences



# Asian/PI Students in Greater MN for 2013



## High School Graduation and Beyond



99%

of Asian/PI students plan to graduate high school.

78% plan to attend a 2 or 4 year college/university.  
3% plan to obtain a license/certificate or apprenticeship.  
2% plan to obtain a GED.

## Developmental Skills & Supports

What percentage of Asian/PI students meet the threshold to be equipped for learning with developmental skills and supports?

### Commitment to Learning



### Positive Identity and Outlook



### Social Competence



### Empowerment



### Family and Community Support



### Teacher and School Support

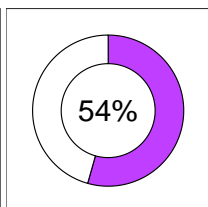
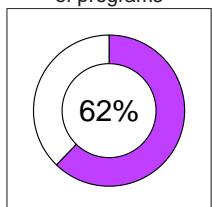


## Afterschool Activities

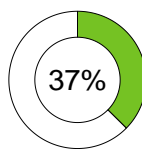
Percent of Asian/PI students who...

Are aware their school/community offers a variety of programs

Participate at least 3 times per week

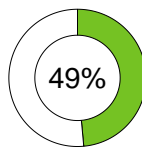
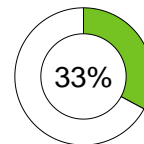


## Health and Well-Being Indicators



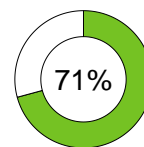
Are physically active at least 60 minutes, 5 times per week.

Eat fruits and vegetables at least once a day.

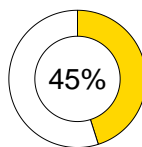


Sleep at least 8 hours in a typical school night.

Reported having very good or excellent health

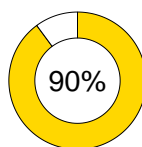
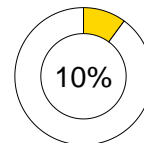


## Context Indicators



Obtained mostly As for school grades.

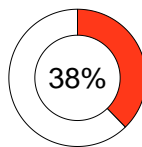
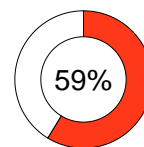
Were sent out of class for discipline.



Feel safe at school.

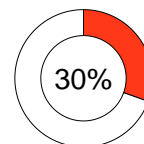
## Challenge Indicators

Experienced harassment/bullying in the last 30 days in school.



Experienced at least one indicator of trauma.

Have at least one indicator of mental distress.



# Asian/PI Students in Greater MN for 2016



## High School Graduation and Beyond

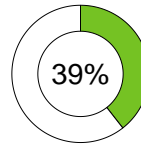


99%

of Asian/PI students plan to graduate high school.

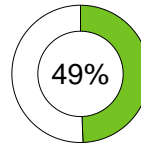
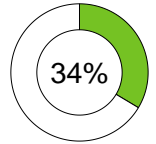
79% plan to attend a 2 or 4 year college/university.  
 4% plan to obtain a license/certificate or apprenticeship.  
 1% plan to obtain a GED.

## Health and Well-Being Indicators



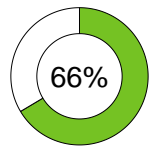
Are physically active at least 60 minutes, 5 times per week.

Eat fruits and vegetables at least once a day.



Sleep at least 8 hours in a typical school night.

Reported having very good or excellent health



## Developmental Skills & Supports

What percentage of Asian/PI students meet the threshold to be equipped for learning with developmental skills and supports?

### Commitment to Learning



### Positive Identity and Outlook



### Social Competence



### Empowerment



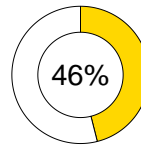
### Family and Community Support



### Teacher and School Support

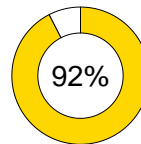
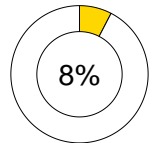


## Context Indicators



Obtained mostly As for school grades.

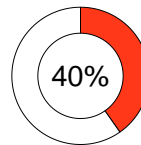
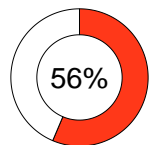
Were sent out of class for discipline.



Feel safe at school.

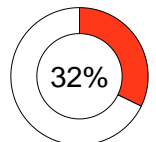
## Challenge Indicators

Experienced harassment/bullying in the last 30 days in school.



Experienced at least one indicator of trauma.

Have at least one indicator of mental distress.



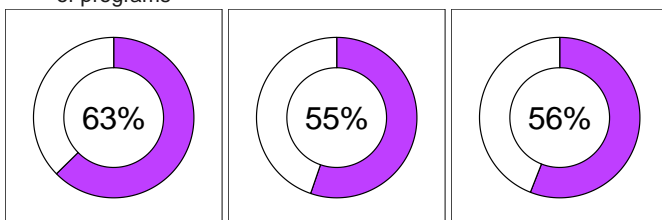
## Afterschool Activities

Percent of Asian/PI students who...

Are aware their school/community offers a variety of programs

Participate at least 3 times per week

Have positive out of school experiences





# Asian/PI Students in Greater MN for 2019



## High School Graduation and Beyond



99%

of Asian/PI students plan to graduate high school.

73% plan to attend a 2 or 4 year college/university.  
5% plan to obtain a license/certificate or apprenticeship.  
2% plan to obtain a GED.


## Developmental Skills & Supports

What percentage of Asian/PI students meet the threshold to be equipped for learning with developmental skills and supports?

### Commitment to Learning



### Positive Identity and Outlook



### Social Competence



### Empowerment



### Family and Community Support



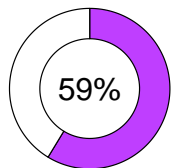
### Teacher and School Support



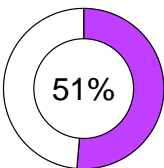
## Afterschool Activities

Percent of Asian/PI students who...

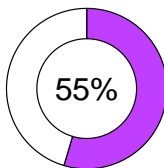
Are aware their school/community offers a variety of programs



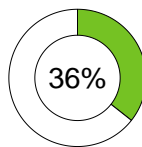
Participate at least 3 times per week



Have positive out of school experiences

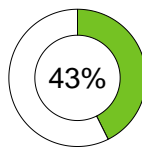
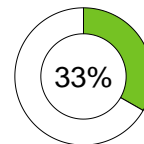


## Health and Well-Being Indicators



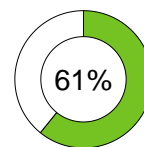
Are physically active at least 60 minutes, 5 times per week.

Eat fruits and vegetables at least once a day.

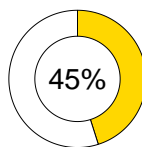


Sleep at least 8 hours in a typical school night.

Reported having very good or excellent health

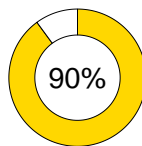
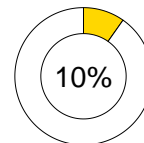


## Context Indicators



Obtained mostly As for school grades.

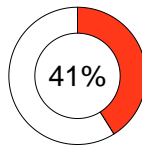
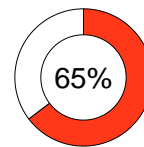
Were sent out of class for discipline.



Feel safe at school.

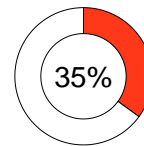
## Challenge Indicators

Experienced harassment/bullying in the last 30 days in school.



Experienced at least one indicator of trauma.

Have at least one indicator of mental distress.



# Asian/PI Students in Twin Cities for 2013



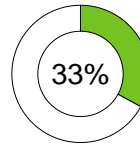
## High School Graduation and Beyond



99% of Asian/PI students plan to graduate high school.

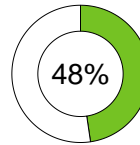
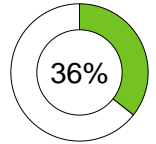
88% plan to attend a 2 or 4 year college/university.  
3% plan to obtain a license/certificate or apprenticeship.  
1% plan to obtain a GED.

## Health and Well-Being Indicators



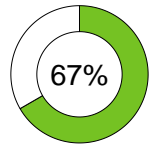
Are physically active at least 60 minutes, 5 times per week.

Eat fruits and vegetables at least once a day.



Sleep at least 8 hours in a typical school night.


Reported having very good or excellent health



## Developmental Skills & Supports

What percentage of Asian/PI students meet the threshold to be equipped for learning with developmental skills and supports?

### Commitment to Learning



### Positive Identity and Outlook



### Social Competence



### Empowerment



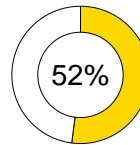
### Family and Community Support



### Teacher and School Support

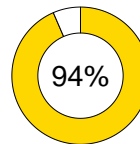
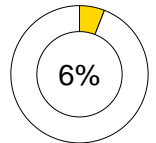


## Context Indicators



Obtained mostly As for school grades.

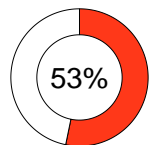
Were sent out of class for discipline.



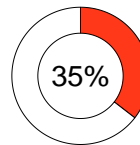
Feel safe at school.

## Challenge Indicators

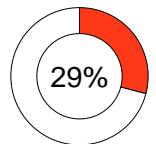
Experienced harassment/bullying in the last 30 days in school.



Experienced at least one indicator of trauma.



Have at least one indicator of mental distress.

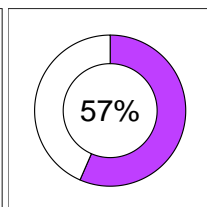
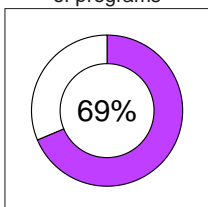


## Afterschool Activities

Percent of Asian/PI students who...

Are aware their school/community offers a variety of programs

Participate at least 3 times per week



# Asian/PI Students in Twin Cities for 2016



## High School Graduation and Beyond




99% of Asian/PI students plan to graduate high school.

89% plan to attend a 2 or 4 year college/university.  
3% plan to obtain a license/certificate or apprenticeship.  
1% plan to obtain a GED.

## Developmental Skills & Supports

What percentage of Asian/PI students meet the threshold to be equipped for learning with developmental skills and supports?

### Commitment to Learning



### Positive Identity and Outlook



### Social Competence



### Empowerment



### Family and Community Support



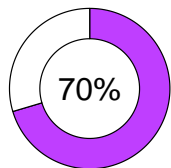
### Teacher and School Support



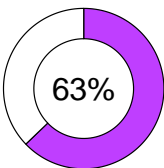
## Afterschool Activities

Percent of Asian/PI students who...

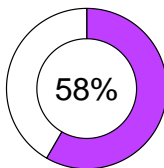
Are aware their school/community offers a variety of programs



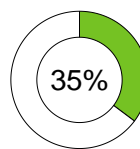
Participate at least 3 times per week



Have positive out of school experiences

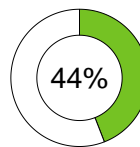
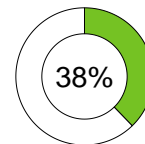


## Health and Well-Being Indicators



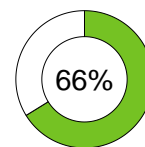
Are physically active at least 60 minutes, 5 times per week.

Eat fruits and vegetables at least once a day.

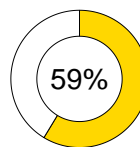


Sleep at least 8 hours in a typical school night.

Reported having very good or excellent health

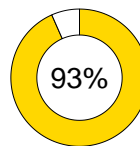
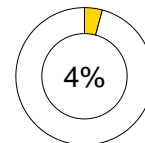


## Context Indicators



Obtained mostly As for school grades.

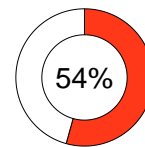
Were sent out of class for discipline.



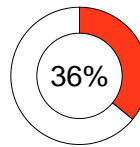
Feel safe at school.

## Challenge Indicators

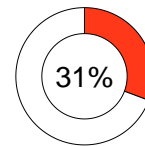
Experienced harassment/bullying in the last 30 days in school.



Experienced at least one indicator of trauma.



Have at least one indicator of mental distress.



# Asian/PI Students in Twin Cities for 2019



## High School Graduation and Beyond



99% of Asian/PI students plan to graduate high school.

85% plan to attend a 2 or 4 year college/university.  
3% plan to obtain a license/certificate or apprenticeship.  
1% plan to obtain a GED.


## Developmental Skills & Supports

What percentage of Asian/PI students meet the threshold to be equipped for learning with developmental skills and supports?

### Commitment to Learning



### Positive Identity and Outlook



### Social Competence



### Empowerment



### Family and Community Support



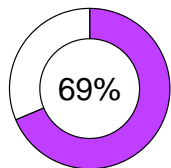
### Teacher and School Support



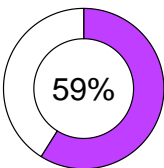
## Afterschool Activities

Percent of Asian/PI students who...

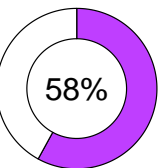
Are aware their school/community offers a variety of programs



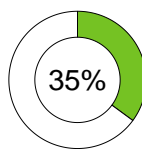
Participate at least 3 times per week



Have positive out of school experiences

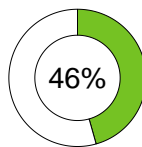
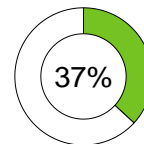


## Health and Well-Being Indicators



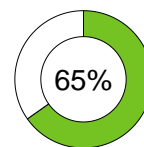
Are physically active at least 60 minutes, 5 times per week.

Eat fruits and vegetables at least once a day.

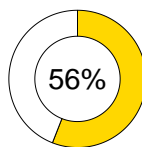


Sleep at least 8 hours in a typical school night.

Reported having very good or excellent health

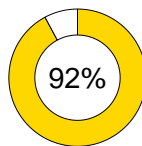
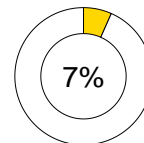


## Context Indicators



Obtained mostly As for school grades.

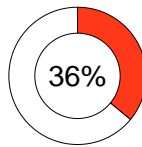
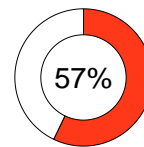
Were sent out of class for discipline.



Feel safe at school.

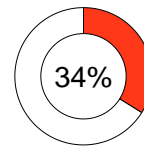
## Challenge Indicators

Experienced harassment/bullying in the last 30 days in school.



Experienced at least one indicator of trauma.

Have at least one indicator of mental distress.



# Asian/PI Students in Central for 2013



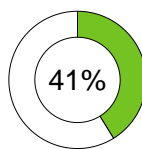
## High School Graduation and Beyond



99% of Asian/PI students plan to graduate high school.

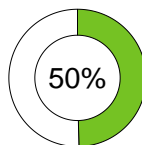
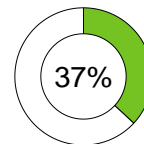
81% plan to attend a 2 or 4 year college/university.  
3% plan to obtain a license/certificate or apprenticeship.  
2% plan to obtain a GED.

## Health and Well-Being Indicators



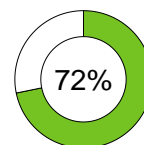
Are physically active at least 60 minutes, 5 times per week.

Eat fruits and vegetables at least once a day.



Sleep at least 8 hours in a typical school night.


Reported having very good or excellent health



## Developmental Skills & Supports

What percentage of Asian/PI students meet the threshold to be equipped for learning with developmental skills and supports?

### Commitment to Learning



### Positive Identity and Outlook



### Social Competence



### Empowerment



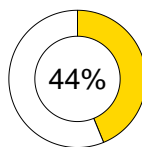
### Family and Community Support



### Teacher and School Support

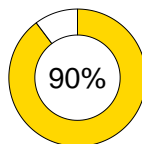
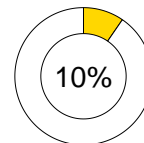


## Context Indicators



Obtained mostly As for school grades.

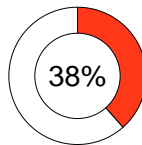
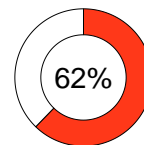
Were sent out of class for discipline.



Feel safe at school.

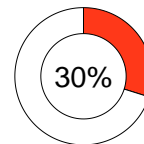
## Challenge Indicators

Experienced harassment/bullying in the last 30 days in school.



Experienced at least one indicator of trauma.

Have at least one indicator of mental distress.

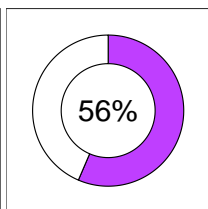
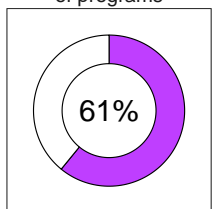


## Afterschool Activities

Percent of Asian/PI students who...

Are aware their school/community offers a variety of programs

Participate at least 3 times per week



# Asian/PI Students in Central for 2016



## High School Graduation and Beyond



99% of Asian/PI students plan to graduate high school.

80% plan to attend a 2 or 4 year college/university.  
3% plan to obtain a license/certificate or apprenticeship.  
1% plan to obtain a GED.

## Developmental Skills & Supports

What percentage of Asian/PI students meet the threshold to be equipped for learning with developmental skills and supports?

### Commitment to Learning



### Positive Identity and Outlook



### Social Competence



### Empowerment



### Family and Community Support



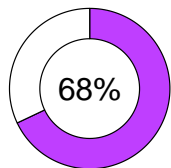
### Teacher and School Support



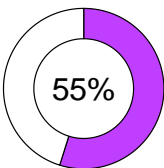
## Afterschool Activities

Percent of Asian/PI students who...

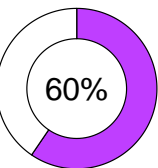
Are aware their school/community offers a variety of programs



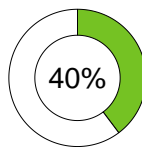
Participate at least 3 times per week



Have positive out of school experiences

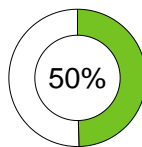
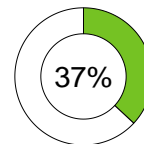


## Health and Well-Being Indicators



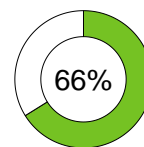
Are physically active at least 60 minutes, 5 times per week.

Eat fruits and vegetables at least once a day.

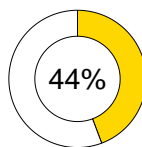


Sleep at least 8 hours in a typical school night.

Reported having very good or excellent health

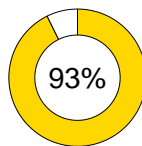
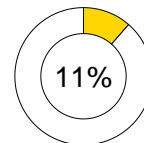


## Context Indicators



Obtained mostly As for school grades.

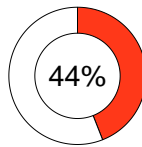
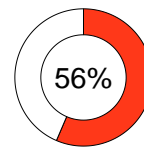
Were sent out of class for discipline.



Feel safe at school.

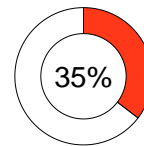
## Challenge Indicators

Experienced harassment/bullying in the last 30 days in school.



Experienced at least one indicator of trauma.

Have at least one indicator of mental distress.



# Asian/PI Students in Central for 2019



## High School Graduation and Beyond



99% of Asian/PI students plan to graduate high school.

74% plan to attend a 2 or 4 year college/university.  
5% plan to obtain a license/certificate or apprenticeship.  
2% plan to obtain a GED.


## Developmental Skills & Supports

What percentage of Asian/PI students meet the threshold to be equipped for learning with developmental skills and supports?

### Commitment to Learning



### Positive Identity and Outlook



### Social Competence



### Empowerment



### Family and Community Support



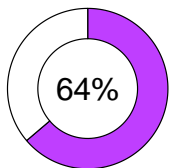
### Teacher and School Support



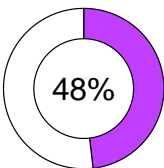
## Afterschool Activities

Percent of Asian/PI students who...

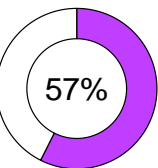
Are aware their school/community offers a variety of programs



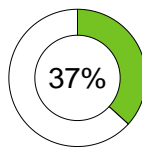
Participate at least 3 times per week



Have positive out of school experiences

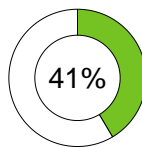
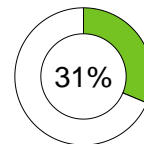


## Health and Well-Being Indicators



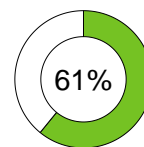
Are physically active at least 60 minutes, 5 times per week.

Eat fruits and vegetables at least once a day.

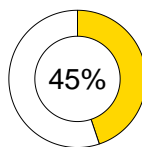


Sleep at least 8 hours in a typical school night.

Reported having very good or excellent health

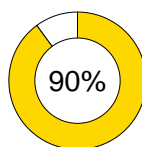
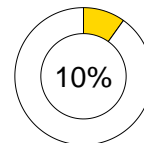


## Context Indicators



Obtained mostly As for school grades.

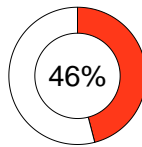
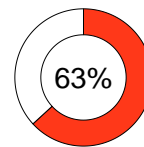
Were sent out of class for discipline.



Feel safe at school.

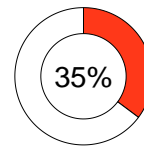
## Challenge Indicators

Experienced harassment/bullying in the last 30 days in school.



Experienced at least one indicator of trauma.

Have at least one indicator of mental distress.



# Asian/PI Students in North for 2013



## High School Graduation and Beyond



97%

of Asian/PI students plan to graduate high school.

76% plan to attend a 2 or 4 year college/university.  
2% plan to obtain a license/certificate or apprenticeship.  
2% plan to obtain a GED.

## Developmental Skills & Supports

What percentage of Asian/PI students meet the threshold to be equipped for learning with developmental skills and supports?

### Commitment to Learning



### Positive Identity and Outlook



### Social Competence



### Empowerment



### Family and Community Support



### Teacher and School Support

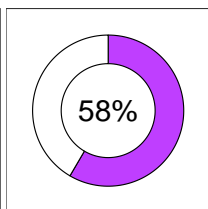
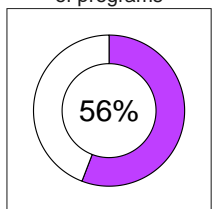


## After-school Activities

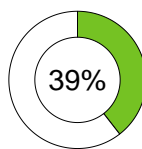
Percent of Asian/PI students who...

Are aware their school/community offers a variety of programs

Participate at least 3 times per week

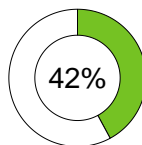
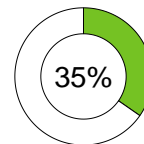


## Health and Well-Being Indicators



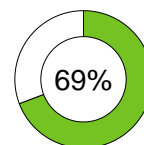
Are physically active at least 60 minutes, 5 times per week.

Eat fruits and vegetables at least once a day.

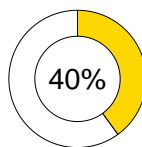


Sleep at least 8 hours in a typical school night.

Reported having very good or excellent health

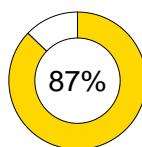
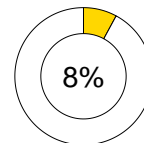


## Context Indicators



Obtained mostly As for school grades.

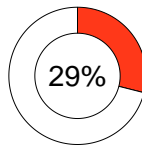
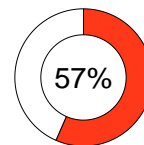
Were sent out of class for discipline.



Feel safe at school.

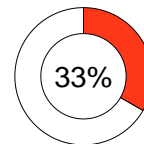
## Challenge Indicators

Experienced harassment/bullying in the last 30 days in school.



Experienced at least one indicator of trauma.

Have at least one indicator of mental distress.





# Asian/PI Students in North for 2016



## High School Graduation and Beyond

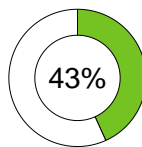


99%

of Asian/PI students plan to graduate high school.

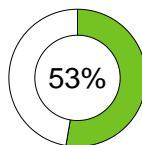
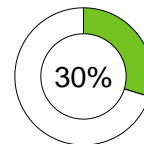
80% plan to attend a 2 or 4 year college/university.  
 NA% plan to obtain a license/certificate or apprenticeship.  
 NA% plan to obtain a GED.

## Health and Well-Being Indicators



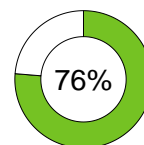
Are physically active at least 60 minutes, 5 times per week.

Eat fruits and vegetables at least once a day.



Sleep at least 8 hours in a typical school night.


Reported having very good or excellent health



## Developmental Skills & Supports

What percentage of Asian/PI students meet the threshold to be equipped for learning with developmental skills and supports?

### Commitment to Learning



### Positive Identity and Outlook



### Social Competence



### Empowerment



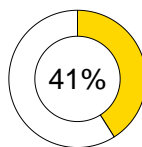
### Family and Community Support



### Teacher and School Support

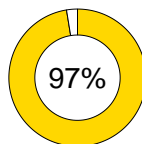
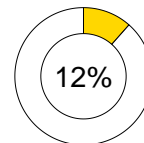


## Context Indicators



Obtained mostly As for school grades.

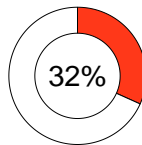
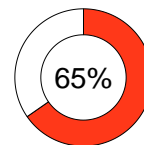
Were sent out of class for discipline.



Feel safe at school.

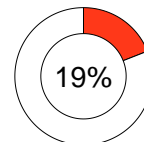
## Challenge Indicators

Experienced harassment/bullying in the last 30 days in school.



Experienced at least one indicator of trauma.

Have at least one indicator of mental distress.



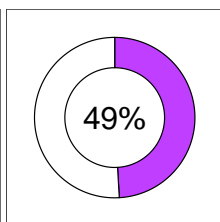
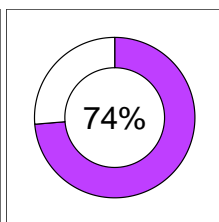
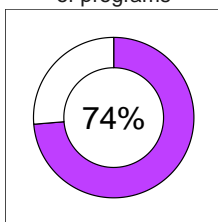
## Afterschool Activities

Percent of Asian/PI students who...

Are aware their school/community offers a variety of programs

Participate at least 3 times per week

Have positive out of school experiences



# Asian/PI Students in North for 2019



## High School Graduation and Beyond



99%

of Asian/PI students plan to graduate high school.

75% plan to attend a 2 or 4 year college/university.  
3% plan to obtain a license/certificate or apprenticeship.  
1% plan to obtain a GED.


## Developmental Skills & Supports

What percentage of Asian/PI students meet the threshold to be equipped for learning with developmental skills and supports?

### Commitment to Learning



### Positive Identity and Outlook



### Social Competence



### Empowerment



### Family and Community Support



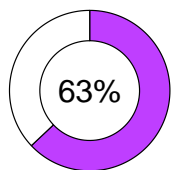
### Teacher and School Support



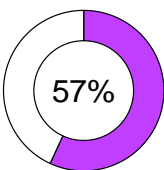
## Afterschool Activities

Percent of Asian/PI students who...

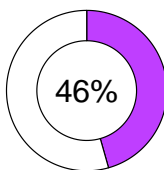
Are aware their school/community offers a variety of programs



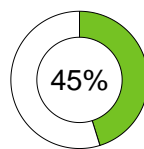
Participate at least 3 times per week



Have positive out of school experiences

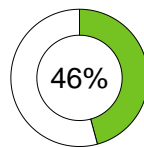
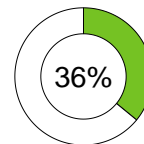


## Health and Well-Being Indicators



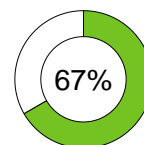
Are physically active at least 60 minutes, 5 times per week.

Eat fruits and vegetables at least once a day.

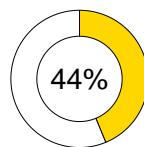


Sleep at least 8 hours in a typical school night.

Reported having very good or excellent health

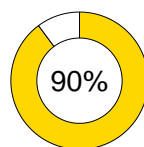
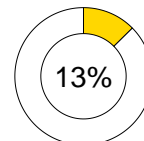


## Context Indicators



Obtained mostly As for school grades.

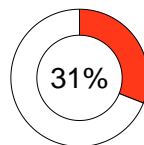
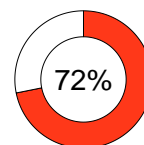
Were sent out of class for discipline.



Feel safe at school.

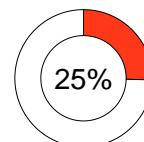
## Challenge Indicators

Experienced harassment/bullying in the last 30 days in school.



Experienced at least one indicator of trauma.

Have at least one indicator of mental distress.



# Asian/PI Students in North West for 2013



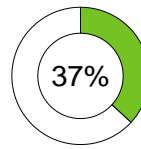
## High School Graduation and Beyond



99% of Asian/PI students plan to graduate high school.

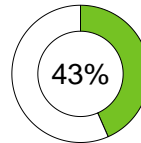
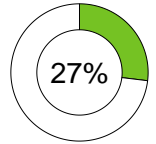
71% plan to attend a 2 or 4 year college/university.  
5% plan to obtain a license/certificate or apprenticeship.  
2% plan to obtain a GED.

## Health and Well-Being Indicators



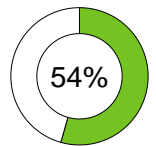
Are physically active at least 60 minutes, 5 times per week.

Eat fruits and vegetables at least once a day.



Sleep at least 8 hours in a typical school night.

Reported having very good or excellent health



## Developmental Skills & Supports

What percentage of Asian/PI students meet the threshold to be equipped for learning with developmental skills and supports?

### Commitment to Learning



### Positive Identity and Outlook



### Social Competence



### Empowerment



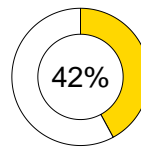
### Family and Community Support



### Teacher and School Support

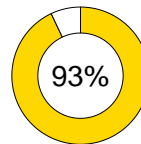
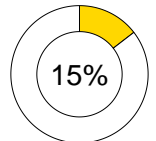


## Context Indicators



Obtained mostly As for school grades.

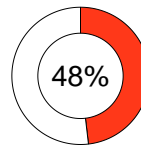
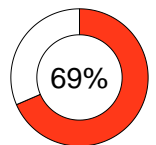
Were sent out of class for discipline.



Feel safe at school.

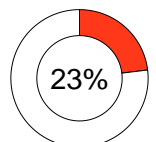
## Challenge Indicators

Experienced harassment/bullying in the last 30 days in school.



Experienced at least one indicator of trauma.

Have at least one indicator of mental distress.

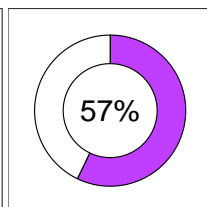
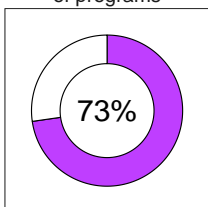


## Afterschool Activities

Percent of Asian/PI students who...

Are aware their school/community offers a variety of programs

Participate at least 3 times per week



# Asian/PI Students in North West for 2016



## High School Graduation and Beyond



99% of Asian/PI students plan to graduate high school.

73% plan to attend a 2 or 4 year college/university.  
0% plan to obtain a license/certificate or apprenticeship.  
0% plan to obtain a GED.

## Developmental Skills & Supports

What percentage of Asian/PI students meet the threshold to be equipped for learning with developmental skills and supports?

### Commitment to Learning



### Positive Identity and Outlook



### Social Competence



### Empowerment



### Family and Community Support



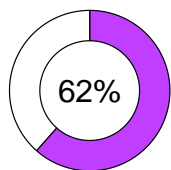
### Teacher and School Support



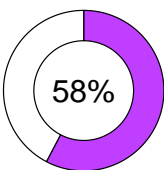
## Afterschool Activities

Percent of Asian/PI students who...

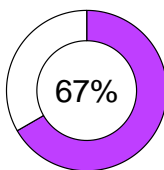
Are aware their school/community offers a variety of programs



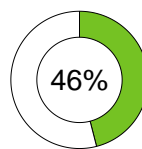
Participate at least 3 times per week



Have positive out of school experiences

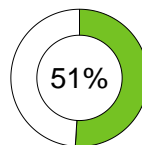
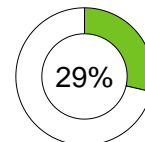


## Health and Well-Being Indicators



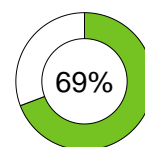
Are physically active at least 60 minutes, 5 times per week.

Eat fruits and vegetables at least once a day.

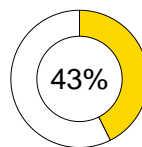


Sleep at least 8 hours in a typical school night.

Reported having very good or excellent health

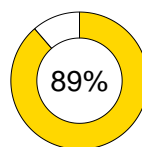
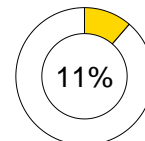


## Context Indicators



Obtained mostly As for school grades.

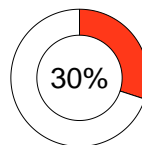
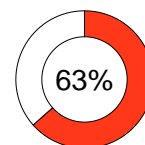
Were sent out of class for discipline.



Feel safe at school.

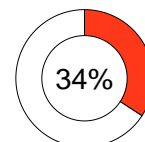
## Challenge Indicators

Experienced harassment/bullying in the last 30 days in school.



Experienced at least one indicator of trauma.

Have at least one indicator of mental distress.



# Asian/PI Students in North West for 2019



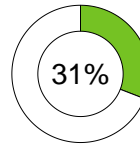
## High School Graduation and Beyond



99% of Asian/PI students plan to graduate high school.

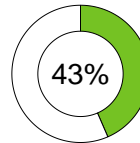
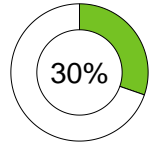
70% plan to attend a 2 or 4 year college/university.  
2% plan to obtain a license/certificate or apprenticeship.  
4% plan to obtain a GED.

## Health and Well-Being Indicators



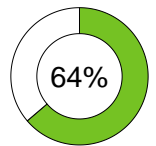
Are physically active at least 60 minutes, 5 times per week.

Eat fruits and vegetables at least once a day.



Sleep at least 8 hours in a typical school night.

Reported having very good or excellent health



## Developmental Skills & Supports

What percentage of Asian/PI students meet the threshold to be equipped for learning with developmental skills and supports?

### Commitment to Learning



### Positive Identity and Outlook



### Social Competence



### Empowerment



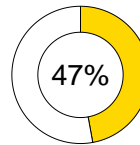
### Family and Community Support



### Teacher and School Support

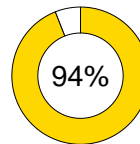
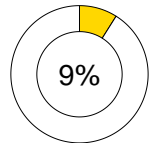


## Context Indicators



Obtained mostly As for school grades.

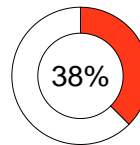
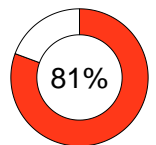
Were sent out of class for discipline.



Feel safe at school.

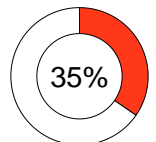
## Challenge Indicators

Experienced harassment/bullying in the last 30 days in school.



Experienced at least one indicator of trauma.

Have at least one indicator of mental distress.



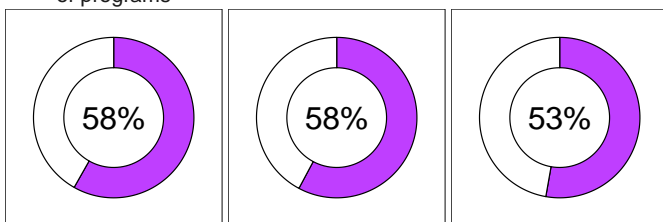
## Afterschool Activities

Percent of Asian/PI students who...

Are aware their school/community offers a variety of programs

Participate at least 3 times per week

Have positive out of school experiences



# Asian/PI Students in South for 2013



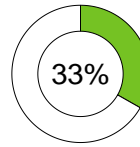
## High School Graduation and Beyond



99% of Asian/PI students plan to graduate high school.

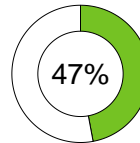
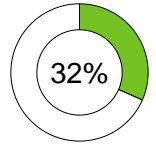
79% plan to attend a 2 or 4 year college/university.  
3% plan to obtain a license/certificate or apprenticeship.  
2% plan to obtain a GED.

## Health and Well-Being Indicators



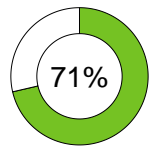
Are physically active at least 60 minutes, 5 times per week.

Eat fruits and vegetables at least once a day.



Sleep at least 8 hours in a typical school night.


Reported having very good or excellent health



## Developmental Skills & Supports

What percentage of Asian/PI students meet the threshold to be equipped for learning with developmental skills and supports?

### Commitment to Learning



### Positive Identity and Outlook



### Social Competence



### Empowerment



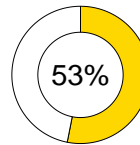
### Family and Community Support



### Teacher and School Support

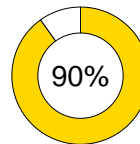
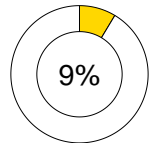


## Context Indicators



Obtained mostly As for school grades.

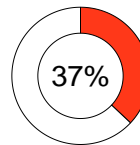
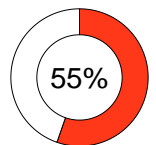
Were sent out of class for discipline.



Feel safe at school.

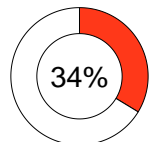
## Challenge Indicators

Experienced harassment/bullying in the last 30 days in school.



Experienced at least one indicator of trauma.

Have at least one indicator of mental distress.

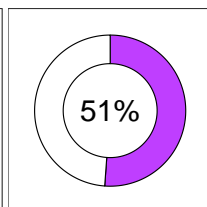
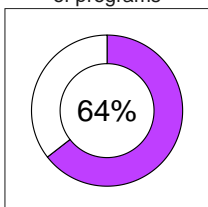


## Afterschool Activities

Percent of Asian/PI students who...

Are aware their school/community offers a variety of programs

Participate at least 3 times per week



# Asian/PI Students in South for 2016



## High School Graduation and Beyond




99% of Asian/PI students plan to graduate high school.

82% plan to attend a 2 or 4 year college/university.  
4% plan to obtain a license/certificate or apprenticeship.  
1% plan to obtain a GED.

## Developmental Skills & Supports

What percentage of Asian/PI students meet the threshold to be equipped for learning with developmental skills and supports?

### Commitment to Learning



### Positive Identity and Outlook



### Social Competence



### Empowerment



### Family and Community Support



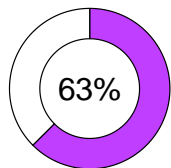
### Teacher and School Support



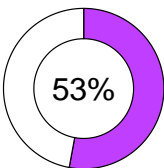
## Afterschool Activities

Percent of Asian/PI students who...

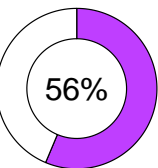
Are aware their school/community offers a variety of programs



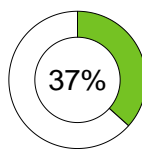
Participate at least 3 times per week



Have positive out of school experiences

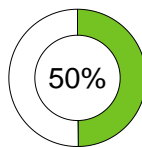
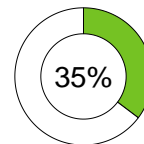


## Health and Well-Being Indicators



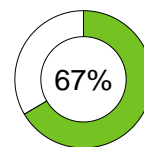
Are physically active at least 60 minutes, 5 times per week.

Eat fruits and vegetables at least once a day.

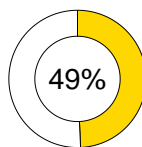


Sleep at least 8 hours in a typical school night.

Reported having very good or excellent health

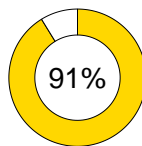
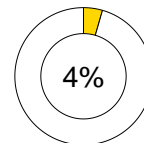


## Context Indicators



Obtained mostly As for school grades.

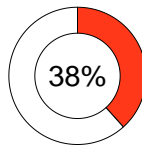
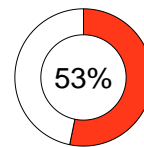
Were sent out of class for discipline.



Feel safe at school.

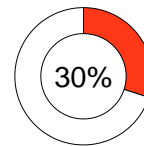
## Challenge Indicators

Experienced harassment/bullying in the last 30 days in school.



Experienced at least one indicator of trauma.

Have at least one indicator of mental distress.



# Asian/PI Students in South for 2019



## High School Graduation and Beyond



99%

of Asian/PI students plan to graduate high school.

77% plan to attend a 2 or 4 year college/university.  
5% plan to obtain a license/certificate or apprenticeship.  
2% plan to obtain a GED.

## Developmental Skills & Supports

What percentage of Asian/PI students meet the threshold to be equipped for learning with developmental skills and supports?

### Commitment to Learning



### Positive Identity and Outlook



### Social Competence



### Empowerment



### Family and Community Support



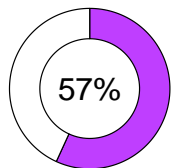
### Teacher and School Support



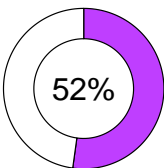
## Afterschool Activities

Percent of Asian/PI students who...

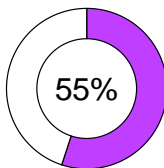
Are aware their school/community offers a variety of programs



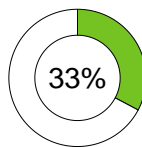
Participate at least 3 times per week



Have positive out of school experiences

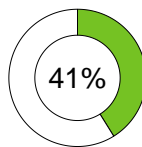
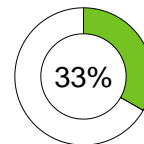


## Health and Well-Being Indicators



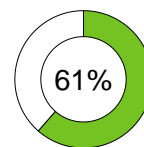
Are physically active at least 60 minutes, 5 times per week.

Eat fruits and vegetables at least once a day.

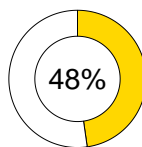


Sleep at least 8 hours in a typical school night.

Reported having very good or excellent health

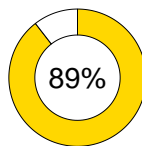
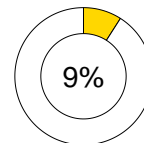


## Context Indicators



Obtained mostly As for school grades.

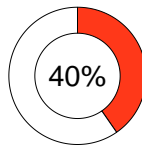
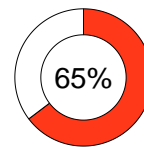
Were sent out of class for discipline.



Feel safe at school.

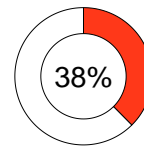
## Challenge Indicators

Experienced harassment/bullying in the last 30 days in school.



Experienced at least one indicator of trauma.

Have at least one indicator of mental distress.





# Asian/PI Students in South West for 2013



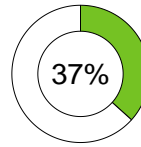
## High School Graduation and Beyond



99% of Asian/PI students plan to graduate high school.

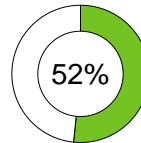
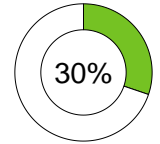
72% plan to attend a 2 or 4 year college/university.  
4% plan to obtain a license/certificate or apprenticeship.  
4% plan to obtain a GED.

## Health and Well-Being Indicators



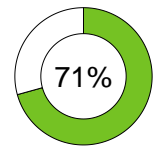
Are physically active at least 60 minutes, 5 times per week.

Eat fruits and vegetables at least once a day.



Sleep at least 8 hours in a typical school night.

Reported having very good or excellent health



## Developmental Skills & Supports

What percentage of Asian/PI students meet the threshold to be equipped for learning with developmental skills and supports?

### Commitment to Learning



### Positive Identity and Outlook



### Social Competence



### Empowerment



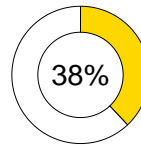
### Family and Community Support



### Teacher and School Support

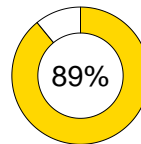
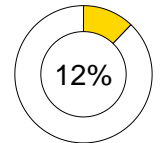


## Context Indicators



Obtained mostly As for school grades.

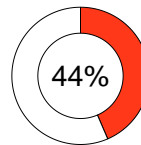
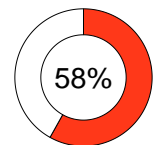
Were sent out of class for discipline.



Feel safe at school.

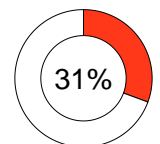
## Challenge Indicators

Experienced harassment/bullying in the last 30 days in school.



Experienced at least one indicator of trauma.

Have at least one indicator of mental distress.

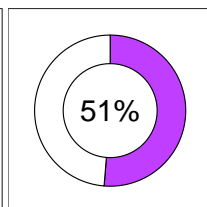
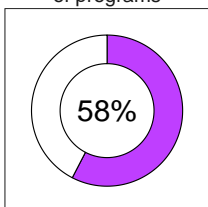


## Afterschool Activities

Percent of Asian/PI students who...

Are aware their school/community offers a variety of programs

Participate at least 3 times per week



# Asian/PI Students in South West for 2016



## High School Graduation and Beyond



99% of Asian/PI students plan to graduate high school.

69% plan to attend a 2 or 4 year college/university.  
4% plan to obtain a license/certificate or apprenticeship.  
1% plan to obtain a GED.

## Developmental Skills & Supports

What percentage of Asian/PI students meet the threshold to be equipped for learning with developmental skills and supports?

### Commitment to Learning



### Positive Identity and Outlook



### Social Competence



### Empowerment



### Family and Community Support



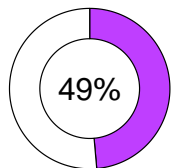
### Teacher and School Support



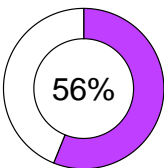
## After-school Activities

Percent of Asian/PI students who...

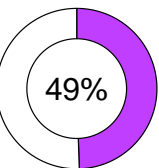
Are aware their school/community offers a variety of programs



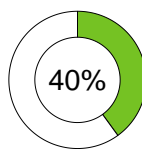
Participate at least 3 times per week



Have positive out of school experiences

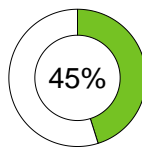
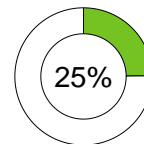


## Health and Well-Being Indicators



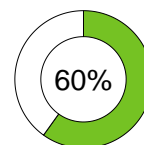
Are physically active at least 60 minutes, 5 times per week.

Eat fruits and vegetables at least once a day.

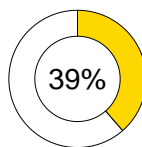


Sleep at least 8 hours in a typical school night.

Reported having very good or excellent health

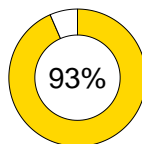
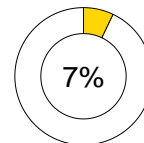


## Context Indicators



Obtained mostly As for school grades.

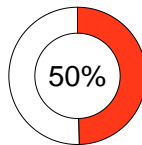
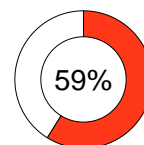
Were sent out of class for discipline.



Feel safe at school.

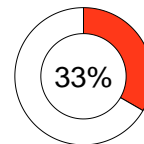
## Challenge Indicators

Experienced harassment/bullying in the last 30 days in school.



Experienced at least one indicator of trauma.

Have at least one indicator of mental distress.



# Asian/PI Students in South West for 2019



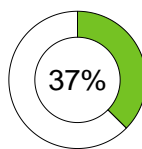
## High School Graduation and Beyond



99% of Asian/PI students plan to graduate high school.

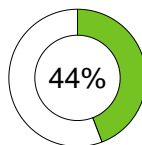
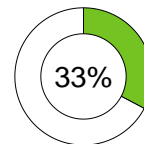
62% plan to attend a 2 or 4 year college/university.  
6% plan to obtain a license/certificate or apprenticeship.  
1% plan to obtain a GED.

## Health and Well-Being Indicators



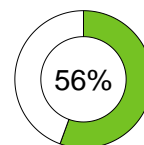
Are physically active at least 60 minutes, 5 times per week.

Eat fruits and vegetables at least once a day.



Sleep at least 8 hours in a typical school night.

Reported having very good or excellent health




## Developmental Skills & Supports

What percentage of Asian/PI students meet the threshold to be equipped for learning with developmental skills and supports?

### Commitment to Learning



### Positive Identity and Outlook



### Social Competence



### Empowerment



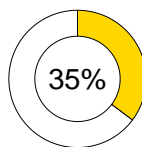
### Family and Community Support



### Teacher and School Support

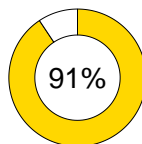
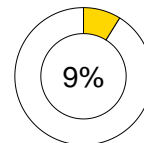


## Context Indicators



Obtained mostly As for school grades.

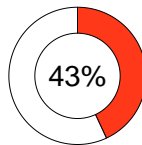
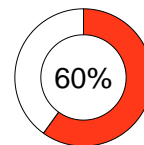
Were sent out of class for discipline.



Feel safe at school.

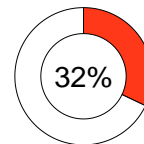
## Challenge Indicators

Experienced harassment/bullying in the last 30 days in school.



Experienced at least one indicator of trauma.

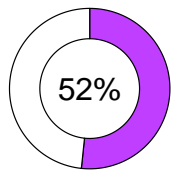
Have at least one indicator of mental distress.



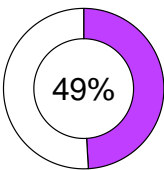
## Afterschool Activities

Percent of Asian/PI students who...

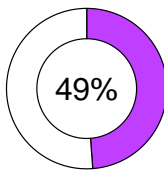
Are aware their school/community offers a variety of programs



Participate at least 3 times per week



Have positive out of school experiences



# Asian/PI Students in West Central for 2013



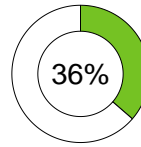
## High School Graduation and Beyond



99% of Asian/PI students plan to graduate high school.

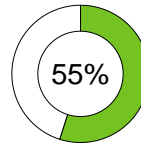
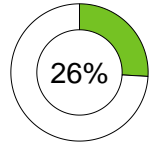
75% plan to attend a 2 or 4 year college/university.  
5% plan to obtain a license/certificate or apprenticeship.  
NA% plan to obtain a GED.

## Health and Well-Being Indicators



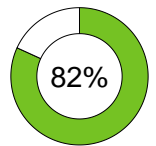
Are physically active at least 60 minutes, 5 times per week.

Eat fruits and vegetables at least once a day.



Sleep at least 8 hours in a typical school night.


Reported having very good or excellent health



## Developmental Skills & Supports

What percentage of Asian/PI students meet the threshold to be equipped for learning with developmental skills and supports?

### Commitment to Learning



### Positive Identity and Outlook



### Social Competence



### Empowerment



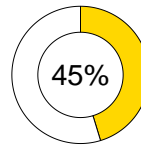
### Family and Community Support



### Teacher and School Support

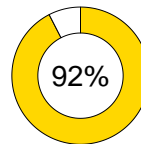
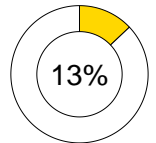


## Context Indicators



Obtained mostly As for school grades.

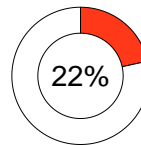
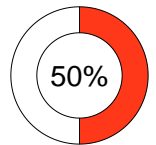
Were sent out of class for discipline.



Feel safe at school.

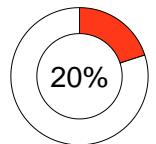
## Challenge Indicators

Experienced harassment/bullying in the last 30 days in school.



Experienced at least one indicator of trauma.

Have at least one indicator of mental distress.

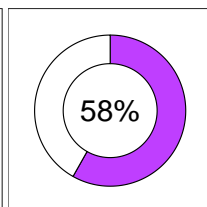
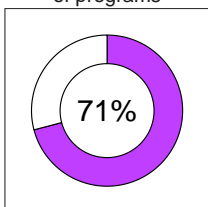


## Afterschool Activities

Percent of Asian/PI students who...

Are aware their school/community offers a variety of programs

Participate at least 3 times per week



# Asian/PI Students in West Central for 2016



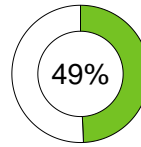
## High School Graduation and Beyond



99% of Asian/PI students plan to graduate high school.

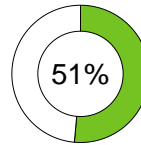
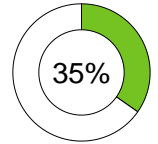
78% plan to attend a 2 or 4 year college/university.  
7% plan to obtain a license/certificate or apprenticeship.  
2% plan to obtain a GED.

## Health and Well-Being Indicators



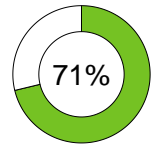
Are physically active at least 60 minutes, 5 times per week.

Eat fruits and vegetables at least once a day.



Sleep at least 8 hours in a typical school night.


Reported having very good or excellent health



## Developmental Skills & Supports

What percentage of Asian/PI students meet the threshold to be equipped for learning with developmental skills and supports?

### Commitment to Learning



### Positive Identity and Outlook



### Social Competence



### Empowerment



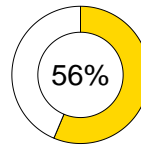
### Family and Community Support



### Teacher and School Support

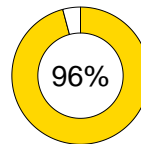
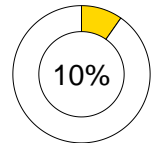


## Context Indicators



Obtained mostly As for school grades.

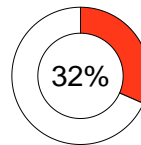
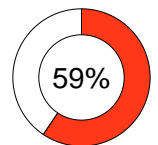
Were sent out of class for discipline.



Feel safe at school.

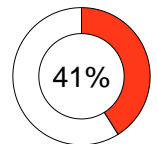
## Challenge Indicators

Experienced harassment/bullying in the last 30 days in school.



Experienced at least one indicator of trauma.

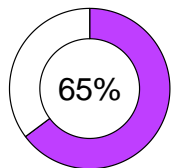
Have at least one indicator of mental distress.



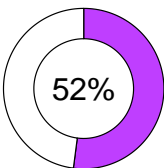
## Afterschool Activities

Percent of Asian/PI students who...

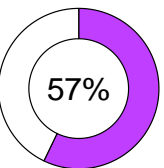
Are aware their school/community offers a variety of programs



Participate at least 3 times per week



Have positive out of school experiences



# Asian/PI Students in West Central for 2019



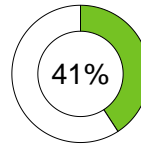
## High School Graduation and Beyond



99% of Asian/PI students plan to graduate high school.

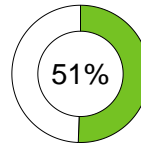
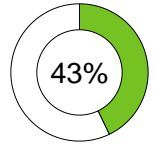
68% plan to attend a 2 or 4 year college/university.  
7% plan to obtain a license/certificate or apprenticeship.  
3% plan to obtain a GED.

## Health and Well-Being Indicators



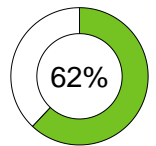
Are physically active at least 60 minutes, 5 times per week.

Eat fruits and vegetables at least once a day.



Sleep at least 8 hours in a typical school night.

Reported having very good or excellent health



## Developmental Skills & Supports

What percentage of Asian/PI students meet the threshold to be equipped for learning with developmental skills and supports?

### Commitment to Learning



### Positive Identity and Outlook



### Social Competence



### Empowerment



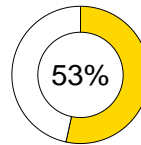
### Family and Community Support



### Teacher and School Support

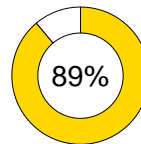
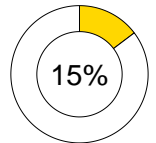


## Context Indicators



Obtained mostly As for school grades.

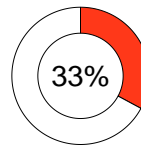
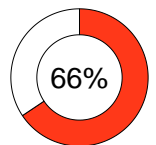
Were sent out of class for discipline.



Feel safe at school.

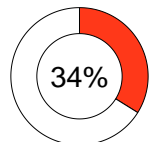
## Challenge Indicators

Experienced harassment/bullying in the last 30 days in school.



Experienced at least one indicator of trauma.

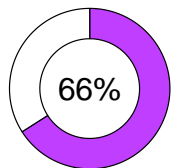
Have at least one indicator of mental distress.



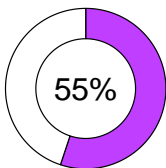
## Afterschool Activities

Percent of Asian/PI students who...

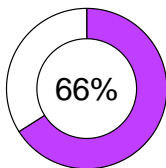
Are aware their school/community offers a variety of programs



Participate at least 3 times per week



Have positive out of school experiences



## *Acknowledgements*

The [Minnesota Youth Development Research Group](#) is supported through the Carmen and Jim [Campbell Leadership Chair](#) in [Education & Human Development](#) at the University of Minnesota. This report, containing student-community profiles, was developed with the support of Campbell graduate research assistant, Rik Lamm, and Dr. Andrew Zieffler. We also appreciate the support of the [Educational Equity Resource Center](#) at the U of M. Finally, we acknowledge the [Search Institute](#)'s developmental assets framework and their positive youth development approach to helping youth become their *best selves*. We offer this report as a model of engaged scholarship, consistent with the research, teaching, and outreach missions of the University of Minnesota, the state's land grant research institution of higher education.