

# **MN Student Community Profiles: Exploring Developmental Skills, Supports, & Challenges**

A new look at what youth bring to  
families, schools, and communities

**A Focus on  
Students in  
Northwest MN**



Analysis of the  
2013, 2016 , & 2019  
Minnesota Student Survey

MN Youth Development Research Group

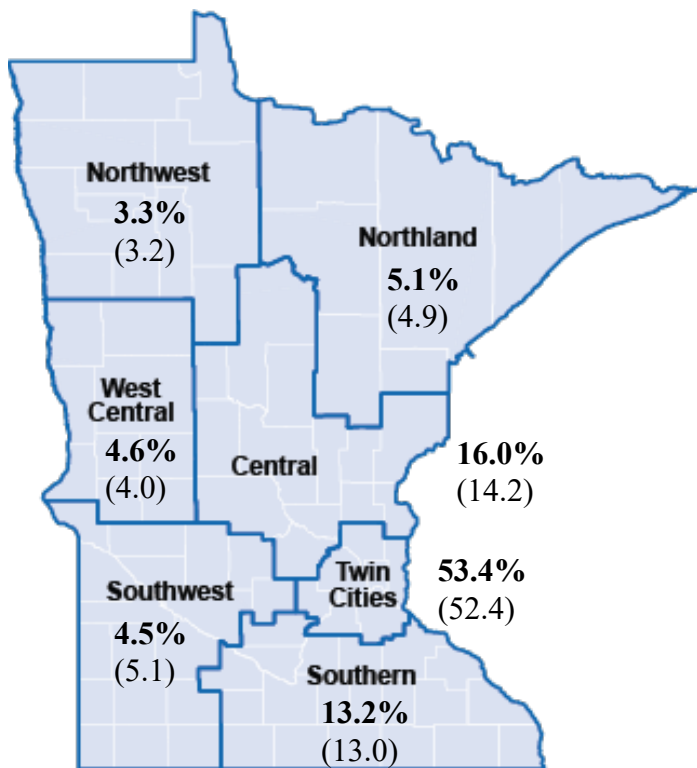


[www.mnydrg.com](http://www.mnydrg.com)

Michael C. Rodriguez, PhD  
Educational Psychology  
University of Minnesota  
October 2020

## Minnesota Student Survey – Students in the Northwest MN Area

2013 2016 2019



*The MSS provides us with an opportunity to listen and hear our students.*

In total across the three administrations of the MSS, 500,895 students in grades 5, 8, 9, and 11 participated. In Northwestern Minnesota, 17,544 students participated.

From 2019 data, the top number in each region is the percent of students participating in the MSS located in that region; the number in parentheses is the regional location of MN youth (17 year olds or younger) in the MN population.

Population data source: <http://www.mncompass.org/>

The number of students (and percentage) with each characteristic in this region is reported below. This will be helpful in interpreting results for each group. Profiles for groups with samples less than 10 are not reported.

Race/Ethnicity	2013	2016	2019
American Indian	884	1006	884
	14.6%	17.2%	16.3%
Asian PI	58	54	70
	1.0%	0.9%	1.3%
Black	62	66	108
	1.0%	1.1%	2.0%
White	4622	4150	3963
	76.5%	71.0%	72.9%
Multiple-race	72	104	80
	1.2%	1.8%	1.5%
Latino	324	427	302
	5.4%	7.3%	5.6%
Somali	17	26	28
	0.3%	0.4%	0.5%
Hmong	4	13	0
	884	1006	884

Other Student Characteristic	2013	2016	2019
Foster care	44	72	324
	0.7%	1.2%	6.0%
Free/reduced priced lunch	2016	2014	1453
	33.8%	35.4%	34.8%
Homelessness	308	293	227
	6.9%	6.9%	5.8%
LGBQ	157	268	335
	5.2%	10.0%	14.7%
Special education	713	764	574
	11.9%	13.3%	13.4%
Trauma	2218	1878	1753
	37.6%	44.2%	44.6%
TOTAL	6105	5905	5534

## Positive Youth Development

We base this work on the principles of Positive Youth Development.<sup>1</sup> This is informed by positive psychology and the developmental asset approaches. This provides us with a strong set of principles through which to be better equipped to meet the needs of youth across diverse communities.

- Youth have an inherent capacity for positive development
- That is enabled and enhanced through multiple meaningful relationships, contexts, & environments
- Where community is a critical delivery system
- And youth are major actors in their own development

---

## Equipped for Learning

To be equipped for learning on Developmental Skills & Supports, students must score at the point where they report that the characteristics of the measure (values, beliefs, behaviors) are more like them than not. This is essentially an average of three out of four on a 4-point rating scale.

The items measuring Developmental Skills & Supports function similarly across years and for students from different grades and different racial or ethnic backgrounds.

---

## Does it make a difference?

Students who are equipped in the Developmental Skills & Supports report higher school grades, are more likely to have higher aspirations to go to college, and have higher participation in afterschool activities.

Those equipped for learning in the Developmental Skills & Supports are bullied less, engage in less bullying, are less likely to skip school or engage in substance use, and experience less mental distress

---

## Developmental Skills

### *Commitment to Learning*

I care about doing well in school, pay attention in class, go to class prepared, am interested in learning, find school learning useful, and being a student is an important part of who I am.

### *Positive Identity and Outlook (DAP)*

I have a sense of control in my life, feel good about myself and future, deal well with disappointment and life's challenges, and think about my purpose in life.

### *Social Competence (DAP)*

I say no to dangerous/unhealthy things, build friendships, express feelings appropriately, plan ahead and make good choices, resist bad influences, resolve conflicts without violence, accept differences in others, and recognize the needs and feelings of others.

## Afterschool Activities

Ignite Afterschool promotes access and regular participation (3 times a week or more) in afterschool activities and programs.

The percent reporting positive experiences only includes those students with regular participation and was included in the 2016 and 2019 MSS.

For more information, see

<http://igniteafterschool.org/afterschool-access>

---

## Developmental Supports

### *Empowerment (DAP)*

I have a sense of safety at home, at school, and in the neighborhood; feel valued and appreciated; am included in family roles; and have responsibilities.

### *Family/Community Support*

I feel cared for by parents, other adult relatives, friends, and other adults in the community.

### *Teacher/School Support*

Adults at school treat students fairly and listen to students; school rules are fair; teachers care about students and care about and are interested in me.

DAP measures are from the *Developmental Asset Profile*, Search Institute, Minneapolis, MN.

## Additional Indicators

- Indicators for trauma include 5<sup>th</sup> grade only in 2013 and for mental distress do not include 5<sup>th</sup> grade in any year; both indicators include grades 8, 9, & 11.
- Trauma experiences include homelessness, parent incarceration, verbal/physical abuse, sexual abuse, family alcohol/drug abuse.
- Mental Distress includes significant mental health and behavior-emotional problems; self-injury; suicidal thoughts and attempts.

---

<sup>1</sup> Benson, P.L., Scales, P.C., Hamilton, S.F., & Sesma, A. (2006). Positive youth development: Theory, research, and applications. In W. Damon & R.M. Lerner (Eds.), *Handbook of child psychology*. Wiley.

# All Students in North West for 2013



## High School Graduation and Beyond



99%

of All students plan to graduate high school.

80% plan to attend a 2 or 4 year college/university.  
4% plan to obtain a license/certificate or apprenticeship.  
1% plan to obtain a GED.

## Developmental Skills & Supports

What percentage of All students meet the threshold to be equipped for learning with developmental skills and supports?

### Commitment to Learning

78%

### Positive Identity and Outlook

54%

### Social Competence

63%

### Empowerment

77%

### Family and Community Support

66%

### Teacher and School Support

53%

## Afterschool Activities

Percent of All students who...

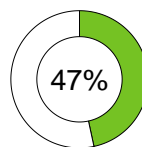
Are aware their school/community offers a variety of programs

69%

Participate at least 3 times per week

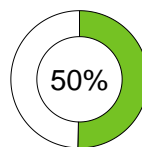
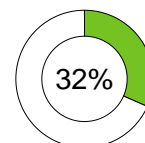
62%

## Health and Well-Being Indicators



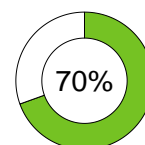
Are physically active at least 60 minutes, 5 times per week.

Eat fruits and vegetables at least once a day.

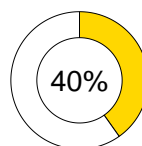


Sleep at least 8 hours in a typical school night.

Reported having very good or excellent health

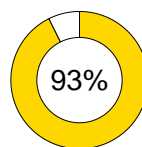
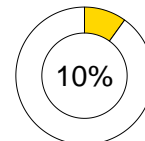


## Context Indicators



Obtained mostly As for school grades.

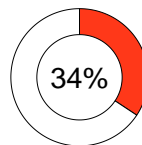
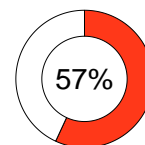
Were sent out of class for discipline.



Feel safe at school.

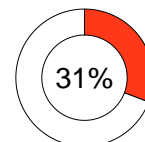
## Challenge Indicators

Experienced harassment/bullying in the last 30 days in school.



Experienced at least one indicator of trauma.

Have at least one indicator of mental distress.



Minnesota Youth Development Research Group  
[www.mnydrgr.com](http://www.mnydrgr.com)

# All Students in North West for 2016



## High School Graduation and Beyond



99%

of All students plan to graduate high school.

71% plan to attend a 2 or 4 year college/university.  
5% plan to obtain a license/certificate or apprenticeship.  
2% plan to obtain a GED.

## Developmental Skills & Supports

What percentage of All students meet the threshold to be equipped for learning with developmental skills and supports?

### Commitment to Learning

74%

### Positive Identity and Outlook

49%

### Social Competence

53%

### Empowerment

72%

### Family and Community Support

65%

### Teacher and School Support

52%

## Afterschool Activities

Percent of All students who...

Are aware their school/community offers a variety of programs

66%

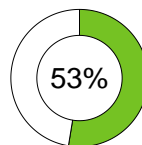
Participate at least 3 times per week

65%

Have positive out of school experiences

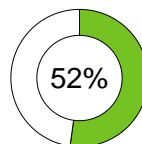
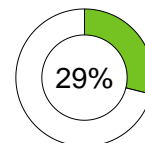
57%

## Health and Well-Being Indicators



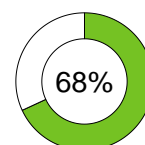
Are physically active at least 60 minutes, 5 times per week.

Eat fruits and vegetables at least once a day.

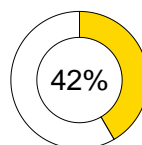


Sleep at least 8 hours in a typical school night.

Reported having very good or excellent health

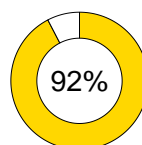
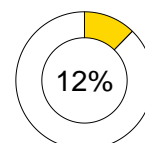


## Context Indicators



Obtained mostly As for school grades.

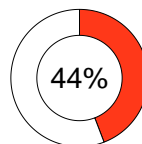
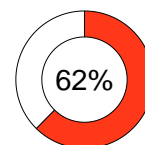
Were sent out of class for discipline.



Feel safe at school.

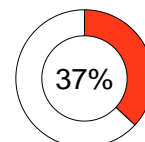
## Challenge Indicators

Experienced harassment/bullying in the last 30 days in school.



Experienced at least one indicator of trauma.

Have at least one indicator of mental distress.



Minnesota Youth Development Research Group  
[www.mnydrg.com](http://www.mnydrg.com)

# All Students in North West for 2019



## High School Graduation and Beyond



99% of All students plan to graduate high school.

69% plan to attend a 2 or 4 year college/university.  
5% plan to obtain a license/certificate or apprenticeship.  
2% plan to obtain a GED.

## Developmental Skills & Supports

What percentage of All students meet the threshold to be equipped for learning with developmental skills and supports?

### Commitment to Learning

66%

### Positive Identity and Outlook

41%

### Social Competence

52%

### Empowerment

70%

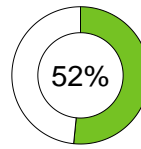
### Family and Community Support

61%

### Teacher and School Support

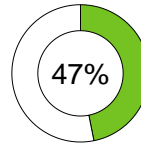
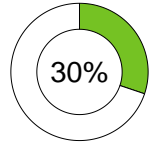
45%

## Health and Well-Being Indicators



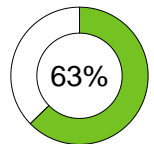
Are physically active at least 60 minutes, 5 times per week.

Eat fruits and vegetables at least once a day.

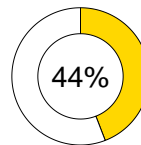


Sleep at least 8 hours in a typical school night.

Reported having very good or excellent health

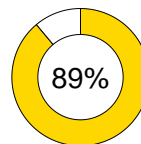
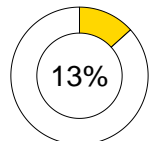


## Context Indicators



Obtained mostly As for school grades.

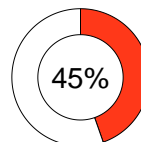
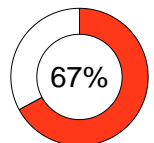
Were sent out of class for discipline.



Feel safe at school.

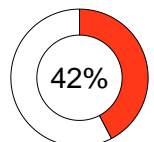
## Challenge Indicators

Experienced harassment/bullying in the last 30 days in school.



Experienced at least one indicator of trauma.

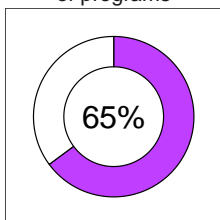
Have at least one indicator of mental distress.



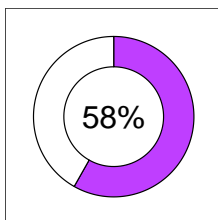
## Afterschool Activities

Percent of All students who...

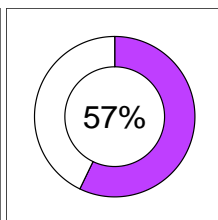
Are aware their school/community offers a variety of programs



Participate at least 3 times per week



Have positive out of school experiences



Minnesota Youth Development Research Group  
[www.mnydrgr.com](http://www.mnydrgr.com)

# Am Indian Students in North West for 2013



## High School Graduation and Beyond



99%

of Am Indian students plan to graduate high school.

68% plan to attend a 2 or 4 year college/university.  
5% plan to obtain a license/certificate or apprenticeship.  
2% plan to obtain a GED.

## Developmental Skills & Supports

What percentage of Am Indian students meet the threshold to be equipped for learning with developmental skills and supports?

### Commitment to Learning

69%

### Positive Identity and Outlook

45%

### Social Competence

50%

### Empowerment

66%

### Family and Community Support

56%

### Teacher and School Support

45%

## Afterschool Activities

Percent of Am Indian students who...

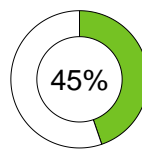
Are aware their school/community offers a variety of programs

61%

Participate at least 3 times per week

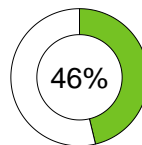
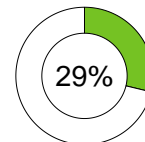
53%

## Health and Well-Being Indicators



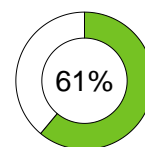
Are physically active at least 60 minutes, 5 times per week.

Eat fruits and vegetables at least once a day.

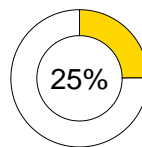


Sleep at least 8 hours in a typical school night.

Reported having very good or excellent health

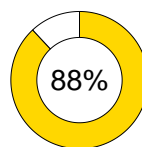
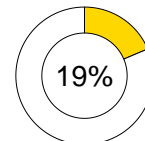


## Context Indicators



Obtained mostly As for school grades.

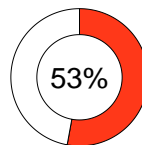
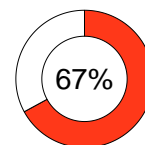
Were sent out of class for discipline.



Feel safe at school.

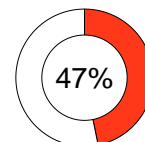
## Challenge Indicators

Experienced harassment/bullying in the last 30 days in school.



Experienced at least one indicator of trauma.

Have at least one indicator of mental distress.



Minnesota Youth Development Research Group  
www.mnydrgrg.com



# Am Indian Students in North West for 2016



## High School Graduation and Beyond



99% of Am Indian students plan to graduate high school.

60% plan to attend a 2 or 4 year college/university.  
6% plan to obtain a license/certificate or apprenticeship.  
3% plan to obtain a GED.

## Developmental Skills & Supports

What percentage of Am Indian students meet the threshold to be equipped for learning with developmental skills and supports?

### Commitment to Learning

65%

### Positive Identity and Outlook

40%

### Social Competence

38%

### Empowerment

58%

### Family and Community Support

56%

### Teacher and School Support

47%

## Afterschool Activities

Percent of Am Indian students who...

Are aware their school/community offers a variety of programs

53%

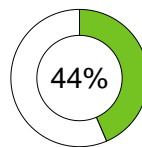
Participate at least 3 times per week

54%

Have positive out of school experiences

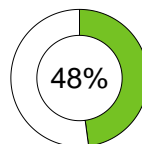
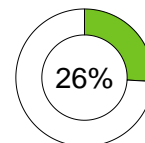
50%

## Health and Well-Being Indicators



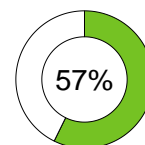
Are physically active at least 60 minutes, 5 times per week.

Eat fruits and vegetables at least once a day.

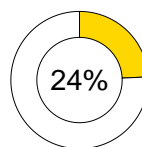


Sleep at least 8 hours in a typical school night.

Reported having very good or excellent health

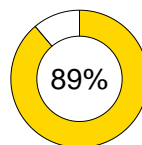
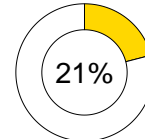


## Context Indicators



Obtained mostly As for school grades.

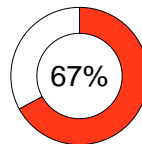
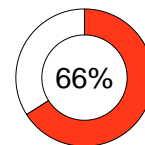
Were sent out of class for discipline.



Feel safe at school.

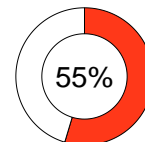
## Challenge Indicators

Experienced harassment/bullying in the last 30 days in school.



Experienced at least one indicator of trauma.

Have at least one indicator of mental distress.



Minnesota Youth Development Research Group  
[www.mnydr.org](http://www.mnydr.org)



# Am Indian Students in North West for 2019



## High School Graduation and Beyond



99%

of Am Indian students plan to graduate high school.

62% plan to attend a 2 or 4 year college/university.  
4% plan to obtain a license/certificate or apprenticeship.  
4% plan to obtain a GED.

## Developmental Skills & Supports

What percentage of Am Indian students meet the threshold to be equipped for learning with developmental skills and supports?

### Commitment to Learning

58%

### Positive Identity and Outlook

31%

### Social Competence

37%

### Empowerment

58%

### Family and Community Support

52%

### Teacher and School Support

41%

## Afterschool Activities

Percent of Am Indian students who...

Are aware their school/community offers a variety of programs

53%

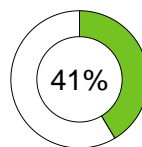
Participate at least 3 times per week

44%

Have positive out of school experiences

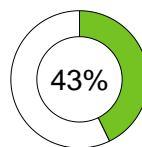
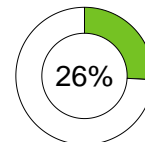
48%

## Health and Well-Being Indicators



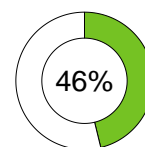
Are physically active at least 60 minutes, 5 times per week.

Eat fruits and vegetables at least once a day.

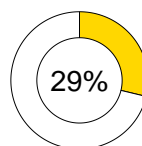


Sleep at least 8 hours in a typical school night.

Reported having very good or excellent health

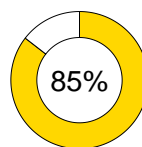
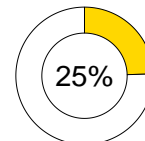


## Context Indicators



Obtained mostly As for school grades.

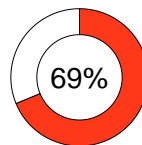
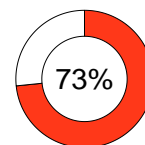
Were sent out of class for discipline.



Feel safe at school.

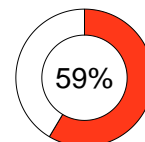
## Challenge Indicators

Experienced harassment/bullying in the last 30 days in school.



Experienced at least one indicator of trauma.

Have at least one indicator of mental distress.



Minnesota Youth Development Research Group  
[www.mnydrg.com](http://www.mnydrg.com)

# Asian/PI Students in North West for 2013



## High School Graduation and Beyond




99% of Asian/PI students plan to graduate high school.

86% plan to attend a 2 or 4 year college/university.  
3% plan to obtain a license/certificate or apprenticeship.  
1% plan to obtain a GED.

## Developmental Skills & Supports

What percentage of Asian/PI students meet the threshold to be equipped for learning with developmental skills and supports?

### Commitment to Learning



### Positive Identity and Outlook



### Social Competence



### Empowerment



### Family and Community Support



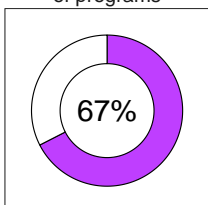
### Teacher and School Support



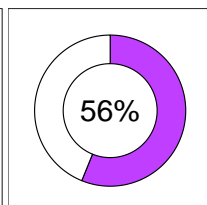
## Afterschool Activities

Percent of Asian/PI students who...

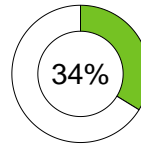
Are aware their school/community offers a variety of programs



Participate at least 3 times per week

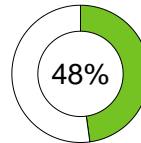
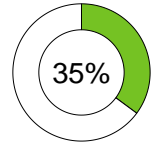


## Health and Well-Being Indicators



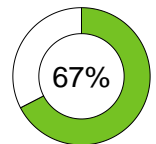
Are physically active at least 60 minutes, 5 times per week.

Eat fruits and vegetables at least once a day.

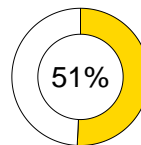


Sleep at least 8 hours in a typical school night.

Reported having very good or excellent health

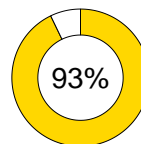
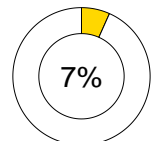


## Context Indicators



Obtained mostly As for school grades.

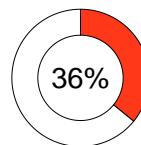
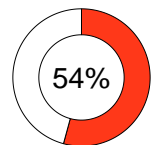
Were sent out of class for discipline.



Feel safe at school.

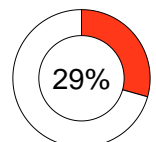
## Challenge Indicators

Experienced harassment/bullying in the last 30 days in school.



Experienced at least one indicator of trauma.

Have at least one indicator of mental distress.



# Asian/PI Students in North West for 2016



## High School Graduation and Beyond



99%

of Asian/PI students plan to graduate high school.

73% plan to attend a 2 or 4 year college/university.  
0% plan to obtain a license/certificate or apprenticeship.  
0% plan to obtain a GED.

## Developmental Skills & Supports

What percentage of Asian/PI students meet the threshold to be equipped for learning with developmental skills and supports?

### Commitment to Learning



### Positive Identity and Outlook



### Social Competence



### Empowerment



### Family and Community Support



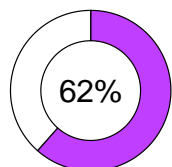
### Teacher and School Support



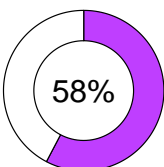
## Afterschool Activities

Percent of Asian/PI students who...

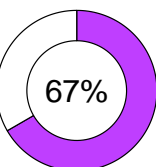
Are aware their school/community offers a variety of programs



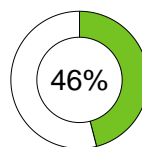
Participate at least 3 times per week



Have positive out of school experiences

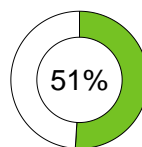
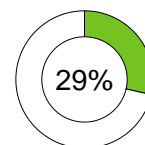


## Health and Well-Being Indicators



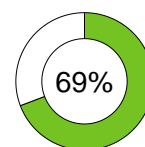
Are physically active at least 60 minutes, 5 times per week.

Eat fruits and vegetables at least once a day.

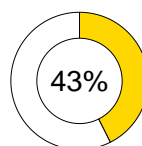


Sleep at least 8 hours in a typical school night.

Reported having very good or excellent health

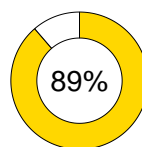
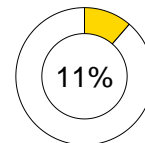


## Context Indicators



Obtained mostly As for school grades.

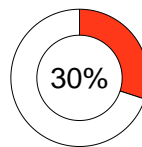
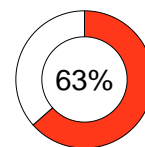
Were sent out of class for discipline.



Feel safe at school.

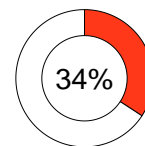
## Challenge Indicators

Experienced harassment/bullying in the last 30 days in school.



Experienced at least one indicator of trauma.

Have at least one indicator of mental distress.



Minnesota Youth Development Research Group  
www.mnydrg.com

# Asian/PI Students in North West for 2019



## High School Graduation and Beyond



99% of Asian/PI students plan to graduate high school.

70% plan to attend a 2 or 4 year college/university.  
2% plan to obtain a license/certificate or apprenticeship.  
4% plan to obtain a GED.


## Developmental Skills & Supports

What percentage of Asian/PI students meet the threshold to be equipped for learning with developmental skills and supports?

### Commitment to Learning



### Positive Identity and Outlook



### Social Competence



### Empowerment



### Family and Community Support



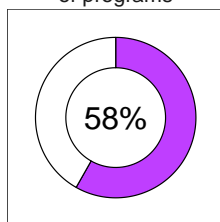
### Teacher and School Support



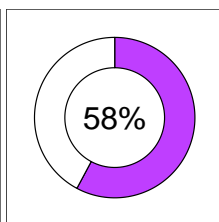
## Afterschool Activities

Percent of Asian/PI students who...

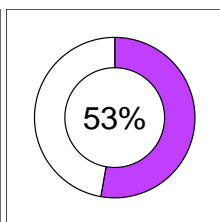
Are aware their school/community offers a variety of programs



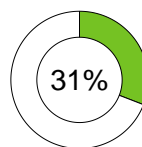
Participate at least 3 times per week



Have positive out of school experiences

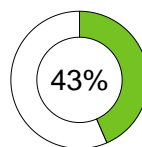
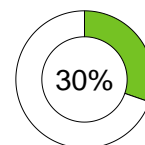


## Health and Well-Being Indicators



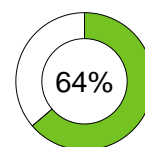
Are physically active at least 60 minutes, 5 times per week.

Eat fruits and vegetables at least once a day.

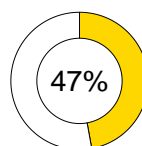


Sleep at least 8 hours in a typical school night.

Reported having very good or excellent health

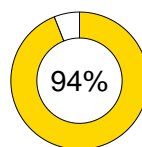
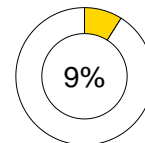


## Context Indicators



Obtained mostly As for school grades.

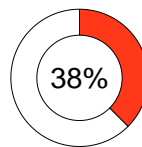
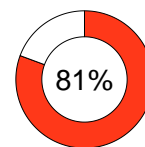
Were sent out of class for discipline.



Feel safe at school.

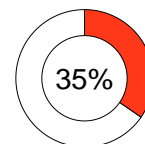
## Challenge Indicators

Experienced harassment/bullying in the last 30 days in school.



Experienced at least one indicator of trauma.

Have at least one indicator of mental distress.



# Black Students in North West for 2013



## High School Graduation and Beyond



of Black students plan to graduate high school.

80% plan to attend a 2 or 4 year college/university.  
4% plan to obtain a license/certificate or apprenticeship.  
4% plan to obtain a GED.

## Developmental Skills & Supports

What percentage of Black students meet the threshold to be equipped for learning with developmental skills and supports?

### Commitment to Learning

77%

### Positive Identity and Outlook

57%

### Social Competence

59%

### Empowerment

73%

### Family and Community Support

60%

### Teacher and School Support

48%

## Afterschool Activities

Percent of Black students who...

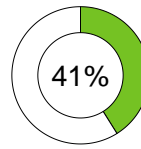
Are aware their school/community offers a variety of programs

62%

Participate at least 3 times per week

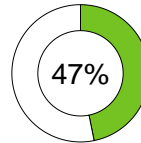
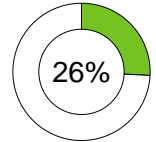
59%

## Health and Well-Being Indicators



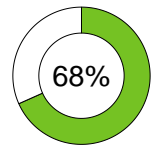
Are physically active at least 60 minutes, 5 times per week.

Eat fruits and vegetables at least once a day.

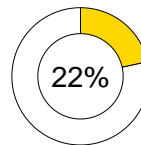


Sleep at least 8 hours in a typical school night.

Reported having very good or excellent health

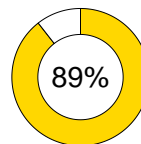
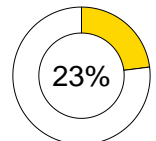


## Context Indicators



Obtained mostly As for school grades.

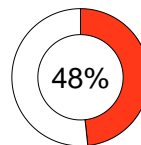
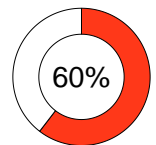
Were sent out of class for discipline.



Feel safe at school.

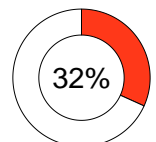
## Challenge Indicators

Experienced harassment/bullying in the last 30 days in school.



Experienced at least one indicator of trauma.

Have at least one indicator of mental distress.



Minnesota Youth Development Research Group  
[www.mnydrg.com](http://www.mnydrg.com)

# Black Students in North West for 2016



## High School Graduation and Beyond



99% of Black students plan to graduate high school.

71% plan to attend a 2 or 4 year college/university.  
3% plan to obtain a license/certificate or apprenticeship.  
NA% plan to obtain a GED.

## Developmental Skills & Supports

What percentage of Black students meet the threshold to be equipped for learning with developmental skills and supports?

### Commitment to Learning

67%

### Positive Identity and Outlook

53%

### Social Competence

45%

### Empowerment

69%

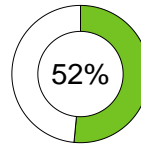
### Family and Community Support

53%

### Teacher and School Support

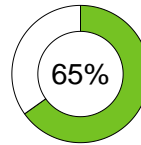
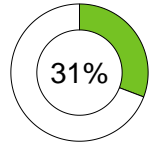
48%

## Health and Well-Being Indicators



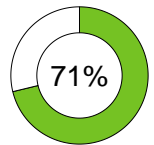
Are physically active at least 60 minutes, 5 times per week.

Eat fruits and vegetables at least once a day.

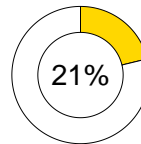


Sleep at least 8 hours in a typical school night.

Reported having very good or excellent health

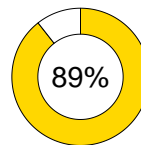
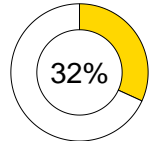


## Context Indicators



Obtained mostly As for school grades.

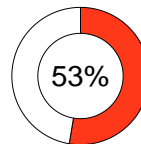
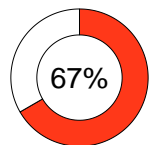
Were sent out of class for discipline.



Feel safe at school.

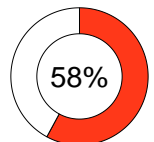
## Challenge Indicators

Experienced harassment/bullying in the last 30 days in school.



Experienced at least one indicator of trauma.

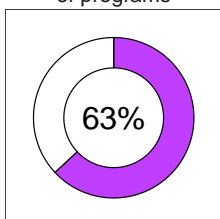
Have at least one indicator of mental distress.



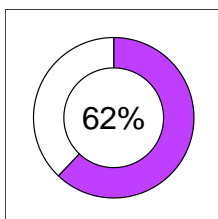
## Afterschool Activities

Percent of Black students who...

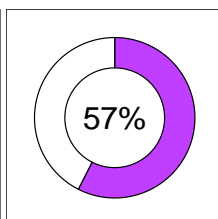
Are aware their school/community offers a variety of programs



Participate at least 3 times per week



Have positive out of school experiences



Minnesota Youth Development Research Group  
[www.mnydr.org](http://www.mnydr.org)

# Black Students in North West for 2019



## High School Graduation and Beyond



98% of Black students plan to graduate high school.

62% plan to attend a 2 or 4 year college/university.  
7% plan to obtain a license/certificate or apprenticeship.  
2% plan to obtain a GED.

## Developmental Skills & Supports

What percentage of Black students meet the threshold to be equipped for learning with developmental skills and supports?

### Commitment to Learning

66%

### Positive Identity and Outlook

41%

### Social Competence

52%

### Empowerment

69%

### Family and Community Support

69%

### Teacher and School Support

43%

## Afterschool Activities

Percent of Black students who...

Are aware their school/community offers a variety of programs

65%

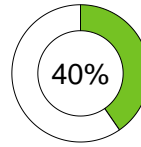
Participate at least 3 times per week

63%

Have positive out of school experiences

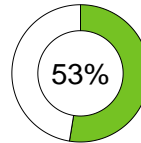
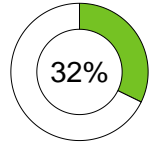
54%

## Health and Well-Being Indicators



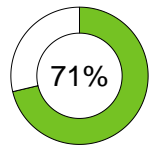
Are physically active at least 60 minutes, 5 times per week.

Eat fruits and vegetables at least once a day.

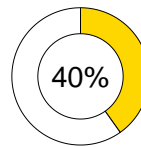


Sleep at least 8 hours in a typical school night.

Reported having very good or excellent health

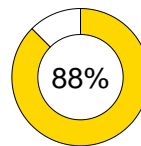
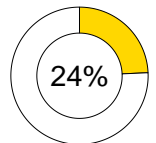


## Context Indicators



Obtained mostly As for school grades.

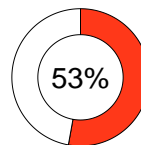
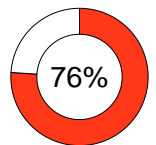
Were sent out of class for discipline.



Feel safe at school.

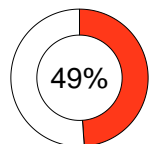
## Challenge Indicators

Experienced harassment/bullying in the last 30 days in school.



Experienced at least one indicator of trauma.

Have at least one indicator of mental distress.



Minnesota Youth Development Research Group  
[www.mnydr.org](http://www.mnydr.org)



# White Students in North West for 2013



## High School Graduation and Beyond



99%

of White students plan to graduate high school.

82% plan to attend a 2 or 4 year college/university.  
4% plan to obtain a license/certificate or apprenticeship.  
1% plan to obtain a GED.

## Developmental Skills & Supports

What percentage of White students meet the threshold to be equipped for learning with developmental skills and supports?

### Commitment to Learning



### Positive Identity and Outlook



### Social Competence



### Empowerment



### Family and Community Support



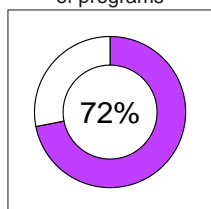
### Teacher and School Support



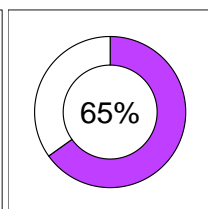
## Afterschool Activities

Percent of White students who...

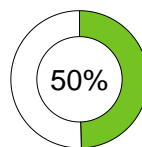
Are aware their school/community offers a variety of programs



Participate at least 3 times per week

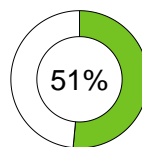
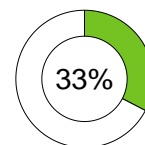


## Health and Well-Being Indicators



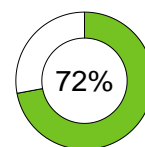
Are physically active at least 60 minutes, 5 times per week.

Eat fruits and vegetables at least once a day.

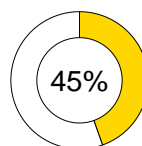


Sleep at least 8 hours in a typical school night.

Reported having very good or excellent health

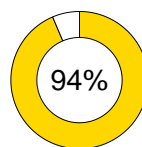
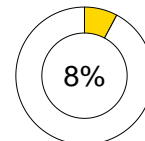


## Context Indicators



Obtained mostly As for school grades.

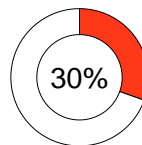
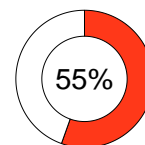
Were sent out of class for discipline.



Feel safe at school.

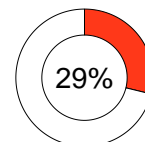
## Challenge Indicators

Experienced harassment/bullying in the last 30 days in school.



Experienced at least one indicator of trauma.

Have at least one indicator of mental distress.



# White Students in North West for 2016



## High School Graduation and Beyond



99% of White students plan to graduate high school.

74% plan to attend a 2 or 4 year college/university.  
5% plan to obtain a license/certificate or apprenticeship.  
1% plan to obtain a GED.

## Developmental Skills & Supports

What percentage of White students meet the threshold to be equipped for learning with developmental skills and supports?

### Commitment to Learning



### Positive Identity and Outlook



### Social Competence



### Empowerment



### Family and Community Support



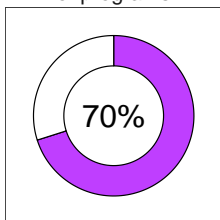
### Teacher and School Support



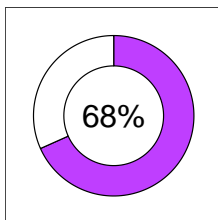
## Afterschool Activities

Percent of White students who...

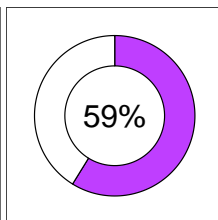
Are aware their school/community offers a variety of programs



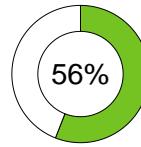
Participate at least 3 times per week



Have positive out of school experiences

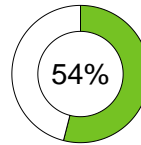
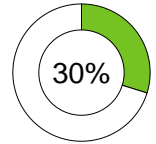


## Health and Well-Being Indicators



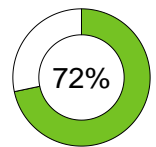
Are physically active at least 60 minutes, 5 times per week.

Eat fruits and vegetables at least once a day.

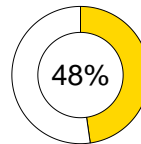


Sleep at least 8 hours in a typical school night.

Reported having very good or excellent health

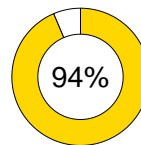
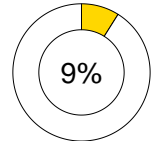


## Context Indicators



Obtained mostly As for school grades.

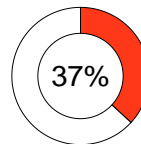
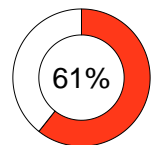
Were sent out of class for discipline.



Feel safe at school.

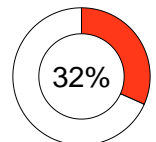
## Challenge Indicators

Experienced harassment/bullying in the last 30 days in school.



Experienced at least one indicator of trauma.

Have at least one indicator of mental distress.



# White Students in North West for 2019



## High School Graduation and Beyond



99%

of White students plan to graduate high school.

72% plan to attend a 2 or 4 year college/university.  
5% plan to obtain a license/certificate or apprenticeship.  
1% plan to obtain a GED.

## Developmental Skills & Supports

What percentage of White students meet the threshold to be equipped for learning with developmental skills and supports?

### Commitment to Learning

69%

### Positive Identity and Outlook

45%

### Social Competence

56%

### Empowerment

74%

### Family and Community Support

65%

### Teacher and School Support

47%

## Afterschool Activities

Percent of White students who...

Are aware their school/community offers a variety of programs

69%

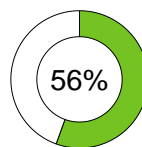
Participate at least 3 times per week

62%

Have positive out of school experiences

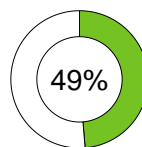
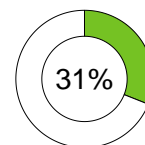
59%

## Health and Well-Being Indicators



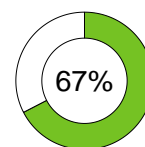
Are physically active at least 60 minutes, 5 times per week.

Eat fruits and vegetables at least once a day.

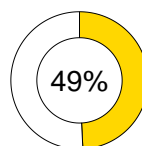


Sleep at least 8 hours in a typical school night.

Reported having very good or excellent health

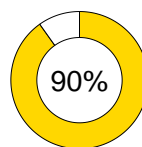
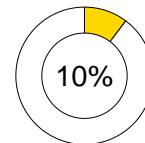


## Context Indicators



Obtained mostly As for school grades.

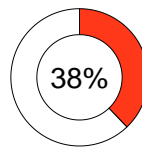
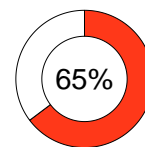
Were sent out of class for discipline.



Feel safe at school.

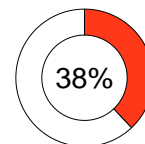
## Challenge Indicators

Experienced harassment/bullying in the last 30 days in school.



Experienced at least one indicator of trauma.

Have at least one indicator of mental distress.



Minnesota Youth Development Research Group  
[www.mnydrgr.com](http://www.mnydrgr.com)

# Multi Race Students in North West for 2013



## High School Graduation and Beyond



99% of Multi Race students plan to graduate high school.

80% plan to attend a 2 or 4 year college/university.  
4% plan to obtain a license/certificate or apprenticeship.  
1% plan to obtain a GED.

## Developmental Skills & Supports

What percentage of Multi Race students meet the threshold to be equipped for learning with developmental skills and supports?

### Commitment to Learning



### Positive Identity and Outlook



### Social Competence



### Empowerment



### Family and Community Support



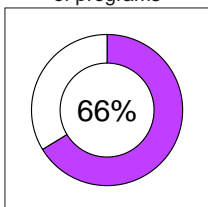
### Teacher and School Support



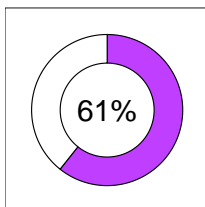
## Afterschool Activities

Percent of Multi Race students who...

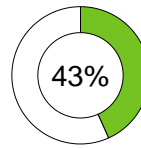
Are aware their school/community offers a variety of programs



Participate at least 3 times per week

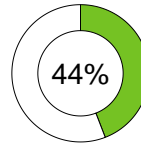
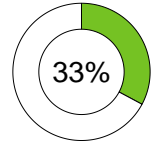


## Health and Well-Being Indicators



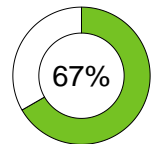
Are physically active at least 60 minutes, 5 times per week.

Eat fruits and vegetables at least once a day.

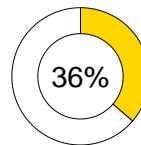


Sleep at least 8 hours in a typical school night.

Reported having very good or excellent health

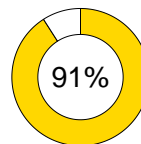
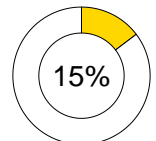


## Context Indicators



Obtained mostly As for school grades.

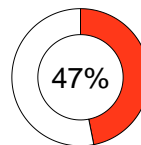
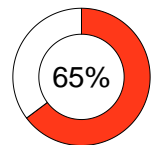
Were sent out of class for discipline.



Feel safe at school.

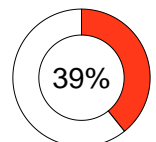
## Challenge Indicators

Experienced harassment/bullying in the last 30 days in school.



Experienced at least one indicator of trauma.

Have at least one indicator of mental distress.



Minnesota Youth Development Research Group  
[www.mnydrgr.com](http://www.mnydrgr.com)

# Multi Race Students in North West for 2016



## High School Graduation and Beyond



98% of Multi Race students plan to graduate high school.

66% plan to attend a 2 or 4 year college/university.  
6% plan to obtain a license/certificate or apprenticeship.  
4% plan to obtain a GED.

## Developmental Skills & Supports

What percentage of Multi Race students meet the threshold to be equipped for learning with developmental skills and supports?

### Commitment to Learning

61%

### Positive Identity and Outlook

44%

### Social Competence

46%

### Empowerment

67%

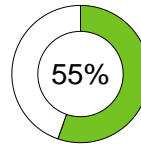
### Family and Community Support

53%

### Teacher and School Support

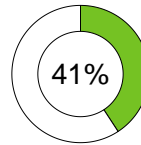
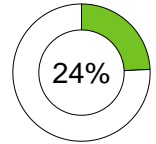
35%

## Health and Well-Being Indicators



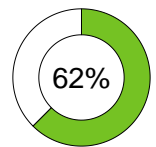
Are physically active at least 60 minutes, 5 times per week.

Eat fruits and vegetables at least once a day.

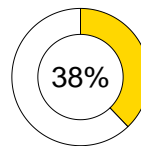


Sleep at least 8 hours in a typical school night.

Reported having very good or excellent health

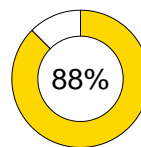
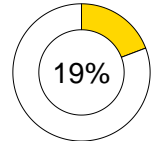


## Context Indicators



Obtained mostly As for school grades.

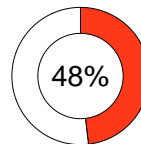
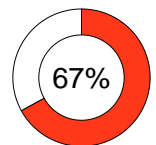
Were sent out of class for discipline.



Feel safe at school.

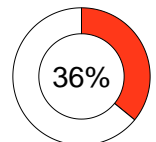
## Challenge Indicators

Experienced harassment/bullying in the last 30 days in school.



Experienced at least one indicator of trauma.

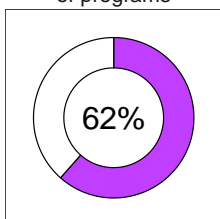
Have at least one indicator of mental distress.



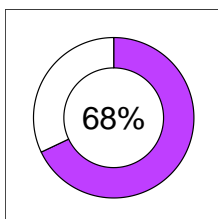
## Afterschool Activities

Percent of Multi Race students who...

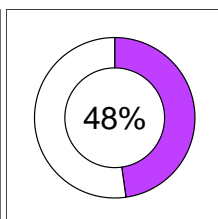
Are aware their school/community offers a variety of programs



Participate at least 3 times per week



Have positive out of school experiences



Minnesota Youth Development Research Group  
[www.mnydr.org](http://www.mnydr.org)

# Multi Race Students in North West for 2019



## High School Graduation and Beyond



97% of Multi Race students plan to graduate high school.

67% plan to attend a 2 or 4 year college/university.  
7% plan to obtain a license/certificate or apprenticeship.  
2% plan to obtain a GED.

## Developmental Skills & Supports

What percentage of Multi Race students meet the threshold to be equipped for learning with developmental skills and supports?

### Commitment to Learning

57%

### Positive Identity and Outlook

33%

### Social Competence

51%

### Empowerment

61%

### Family and Community Support

50%

### Teacher and School Support

41%

## Afterschool Activities

Percent of Multi Race students who...

Are aware their school/community offers a variety of programs

66%

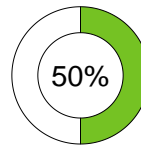
Participate at least 3 times per week

64%

Have positive out of school experiences

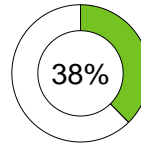
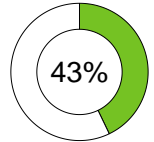
51%

## Health and Well-Being Indicators



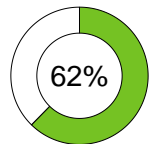
Are physically active at least 60 minutes, 5 times per week.

Eat fruits and vegetables at least once a day.

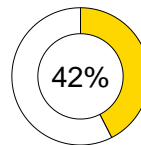


Sleep at least 8 hours in a typical school night.

Reported having very good or excellent health

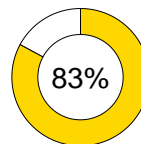
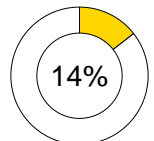


## Context Indicators



Obtained mostly As for school grades.

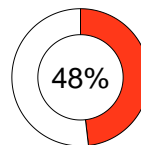
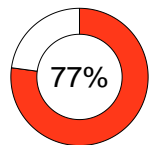
Were sent out of class for discipline.



Feel safe at school.

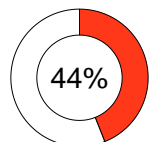
## Challenge Indicators

Experienced harassment/bullying in the last 30 days in school.



Experienced at least one indicator of trauma.

Have at least one indicator of mental distress.



Minnesota Youth Development Research Group  
[www.mnydr.org](http://www.mnydr.org)

# Hmong Students in North West for 2016



## High School Graduation and Beyond



90% of Hmong students plan to graduate high school.

70% plan to attend a 2 or 4 year college/university.  
NA% plan to obtain a license/certificate or apprenticeship.  
NA% plan to obtain a GED.

## Developmental Skills & Supports

What percentage of Hmong students meet the threshold to be equipped for learning with developmental skills and supports?

### Commitment to Learning

58%

### Positive Identity and Outlook

50%

### Social Competence

45%

### Empowerment

50%

### Family and Community Support

42%

### Teacher and School Support

45%

## Afterschool Activities

Percent of Hmong students who...

Are aware their school/community offers a variety of programs

50%

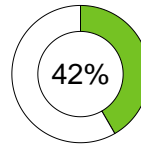
Participate at least 3 times per week

58%

Have positive out of school experiences

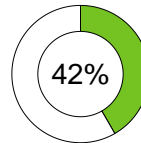
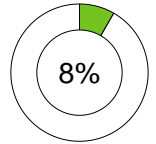
14%

## Health and Well-Being Indicators



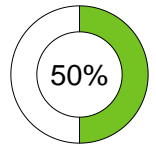
Are physically active at least 60 minutes, 5 times per week.

Eat fruits and vegetables at least once a day.

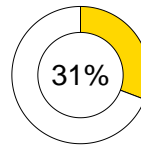


Sleep at least 8 hours in a typical school night.

Reported having very good or excellent health

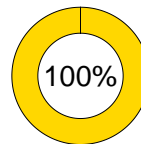
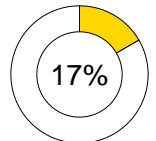


## Context Indicators



Obtained mostly As for school grades.

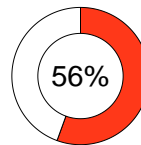
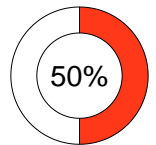
Were sent out of class for discipline.



Feel safe at school.

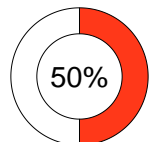
## Challenge Indicators

Experienced harassment/bullying in the last 30 days in school.



Experienced at least one indicator of trauma.

Have at least one indicator of mental distress.



Minnesota Youth Development Research Group  
[www.mnydrg.com](http://www.mnydrg.com)



# Hmong Students in North West for 2019



## High School Graduation and Beyond



99% of Hmong students plan to graduate high school.

77% plan to attend a 2 or 4 year college/university.  
4% plan to obtain a license/certificate or apprenticeship.  
1% plan to obtain a GED.

## Developmental Skills & Supports

What percentage of Hmong students meet the threshold to be equipped for learning with developmental skills and supports?

### Commitment to Learning



### Positive Identity and Outlook



### Social Competence



### Empowerment



### Family and Community Support



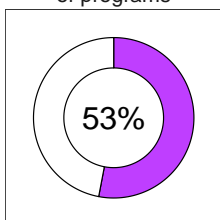
### Teacher and School Support



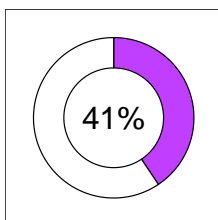
## Afterschool Activities

Percent of Hmong students who...

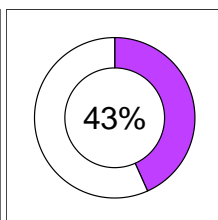
Are aware their school/community offers a variety of programs



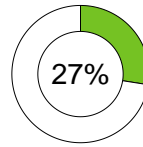
Participate at least 3 times per week



Have positive out of school experiences

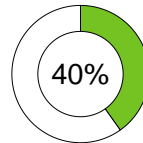
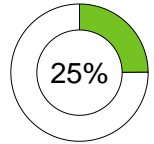


## Health and Well-Being Indicators



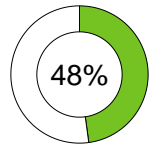
Are physically active at least 60 minutes, 5 times per week.

Eat fruits and vegetables at least once a day.

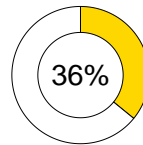


Sleep at least 8 hours in a typical school night.

Reported having very good or excellent health

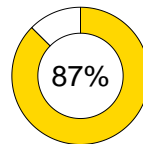
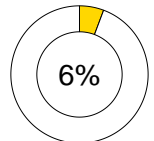


## Context Indicators



Obtained mostly As for school grades.

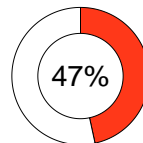
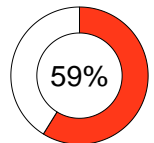
Were sent out of class for discipline.



Feel safe at school.

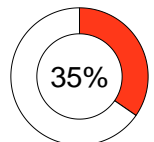
## Challenge Indicators

Experienced harassment/bullying in the last 30 days in school.



Experienced at least one indicator of trauma.

Have at least one indicator of mental distress.



# Latino Students in North West for 2013



## High School Graduation and Beyond



99% of Latino students plan to graduate high school.

72% plan to attend a 2 or 4 year college/university.  
5% plan to obtain a license/certificate or apprenticeship.  
3% plan to obtain a GED.

## Developmental Skills & Supports

What percentage of Latino students meet the threshold to be equipped for learning with developmental skills and supports?

### Commitment to Learning



### Positive Identity and Outlook



### Social Competence



### Empowerment



### Family and Community Support



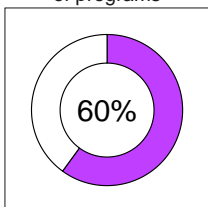
### Teacher and School Support



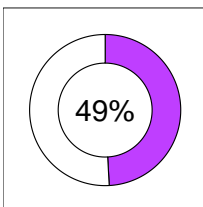
## Afterschool Activities

Percent of Latino students who...

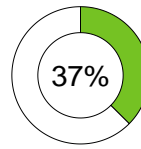
Are aware their school/community offers a variety of programs



Participate at least 3 times per week

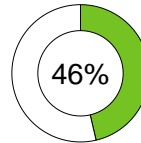
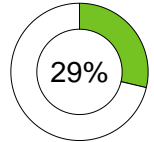


## Health and Well-Being Indicators



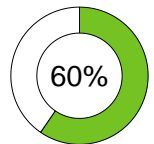
Are physically active at least 60 minutes, 5 times per week.

Eat fruits and vegetables at least once a day.

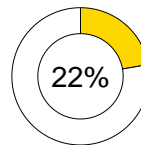


Sleep at least 8 hours in a typical school night.

Reported having very good or excellent health

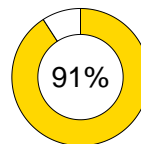
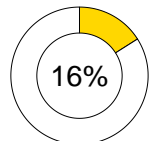


## Context Indicators



Obtained mostly As for school grades.

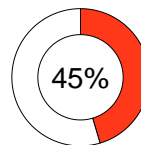
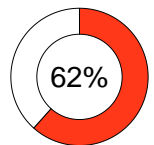
Were sent out of class for discipline.



Feel safe at school.

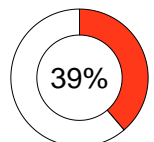
## Challenge Indicators

Experienced harassment/bullying in the last 30 days in school.



Experienced at least one indicator of trauma.

Have at least one indicator of mental distress.



# Latino Students in North West for 2016



## High School Graduation and Beyond



99% of Latino students plan to graduate high school.

61% plan to attend a 2 or 4 year college/university.  
5% plan to obtain a license/certificate or apprenticeship.  
5% plan to obtain a GED.

## Developmental Skills & Supports

What percentage of Latino students meet the threshold to be equipped for learning with developmental skills and supports?

### Commitment to Learning



### Positive Identity and Outlook



### Social Competence



### Empowerment



### Family and Community Support



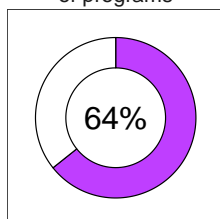
### Teacher and School Support



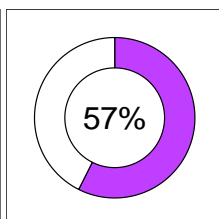
## Afterschool Activities

Percent of Latino students who...

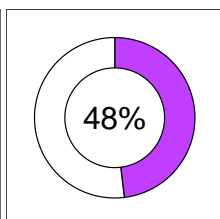
Are aware their school/community offers a variety of programs



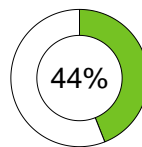
Participate at least 3 times per week



Have positive out of school experiences

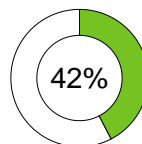
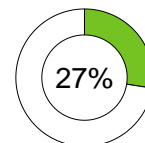


## Health and Well-Being Indicators



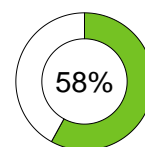
Are physically active at least 60 minutes, 5 times per week.

Eat fruits and vegetables at least once a day.

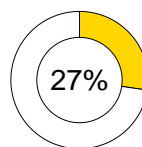


Sleep at least 8 hours in a typical school night.

Reported having very good or excellent health

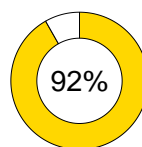
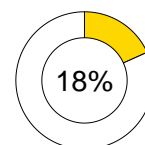


## Context Indicators



Obtained mostly As for school grades.

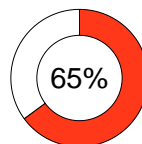
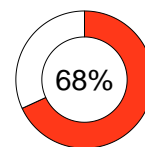
Were sent out of class for discipline.



Feel safe at school.

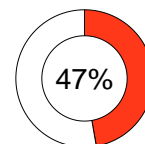
## Challenge Indicators

Experienced harassment/bullying in the last 30 days in school.



Experienced at least one indicator of trauma.

Have at least one indicator of mental distress.



# Latino Students in North West for 2019



## High School Graduation and Beyond



99%

of Latino students plan to graduate high school.

59% plan to attend a 2 or 4 year college/university.  
4% plan to obtain a license/certificate or apprenticeship.  
4% plan to obtain a GED.

## Developmental Skills & Supports

What percentage of Latino students meet the threshold to be equipped for learning with developmental skills and supports?

### Commitment to Learning

56%

### Positive Identity and Outlook

27%

### Social Competence

40%

### Empowerment

59%

### Family and Community Support

43%

### Teacher and School Support

29%

## Afterschool Activities

Percent of Latino students who...

Are aware their school/community offers a variety of programs

54%

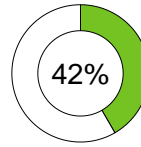
Participate at least 3 times per week

50%

Have positive out of school experiences

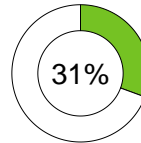
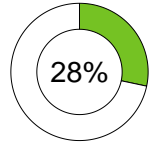
59%

## Health and Well-Being Indicators



Are physically active at least 60 minutes, 5 times per week.

Eat fruits and vegetables at least once a day.

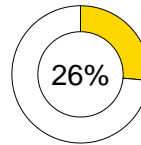


Sleep at least 8 hours in a typical school night.

Reported having very good or excellent health

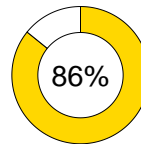
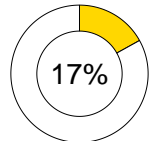


## Context Indicators



Obtained mostly As for school grades.

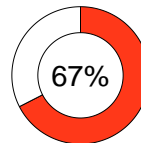
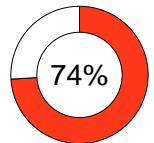
Were sent out of class for discipline.



Feel safe at school.

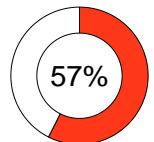
## Challenge Indicators

Experienced harassment/bullying in the last 30 days in school.



Experienced at least one indicator of trauma.

Have at least one indicator of mental distress.



Minnesota Youth Development Research Group  
[www.mnydrg.com](http://www.mnydrg.com)

# Somali Students in North West for 2013



## High School Graduation and Beyond



96% of Somali students plan to graduate high school.

80% plan to attend a 2 or 4 year college/university.  
5% plan to obtain a license/certificate or apprenticeship.  
2% plan to obtain a GED.

## Developmental Skills & Supports

What percentage of Somali students meet the threshold to be equipped for learning with developmental skills and supports?

### Commitment to Learning



### Positive Identity and Outlook



### Social Competence



### Empowerment



### Family and Community Support



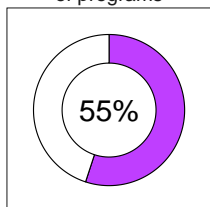
### Teacher and School Support



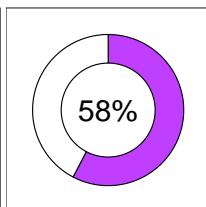
## Afterschool Activities

Percent of Somali students who...

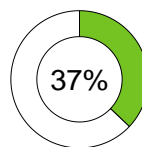
Are aware their school/community offers a variety of programs



Participate at least 3 times per week

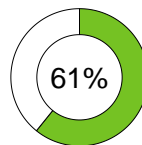
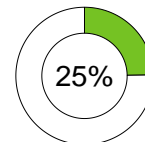


## Health and Well-Being Indicators



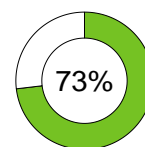
Are physically active at least 60 minutes, 5 times per week.

Eat fruits and vegetables at least once a day.

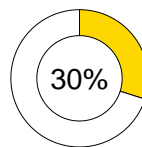


Sleep at least 8 hours in a typical school night.

Reported having very good or excellent health

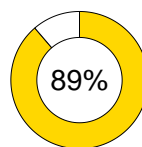
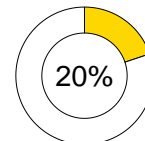


## Context Indicators



Obtained mostly As for school grades.

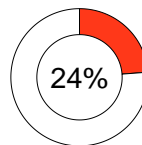
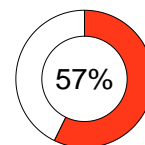
Were sent out of class for discipline.



Feel safe at school.

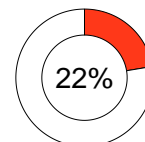
## Challenge Indicators

Experienced harassment/bullying in the last 30 days in school.



Experienced at least one indicator of trauma.

Have at least one indicator of mental distress.



# Somali Students in North West for 2016



## High School Graduation and Beyond



95% of Somali students plan to graduate high school.

50% plan to attend a 2 or 4 year college/university.  
NA% plan to obtain a license/certificate or apprenticeship.  
15% plan to obtain a GED.

## Developmental Skills & Supports

What percentage of Somali students meet the threshold to be equipped for learning with developmental skills and supports?

### Commitment to Learning

56%

### Positive Identity and Outlook

58%

### Social Competence

61%

### Empowerment

70%

### Family and Community Support

60%

### Teacher and School Support

67%

## After-school Activities

Percent of Somali students who...

Are aware their school/community offers a variety of programs

35%

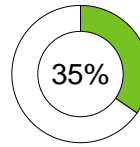
Participate at least 3 times per week

65%

Have positive out of school experiences

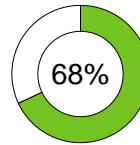
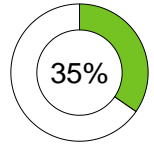
41%

## Health and Well-Being Indicators



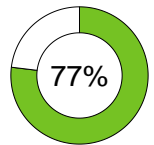
Are physically active at least 60 minutes, 5 times per week.

Eat fruits and vegetables at least once a day.

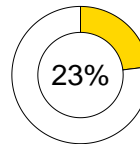


Sleep at least 8 hours in a typical school night.

Reported having very good or excellent health

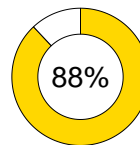
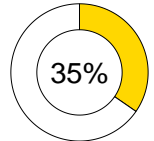


## Context Indicators



Obtained mostly As for school grades.

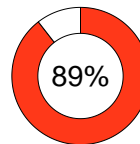
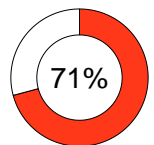
Were sent out of class for discipline.



Feel safe at school.

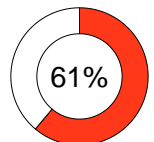
## Challenge Indicators

Experienced harassment/bullying in the last 30 days in school.



Experienced at least one indicator of trauma.

Have at least one indicator of mental distress.



Minnesota Youth Development Research Group  
[www.mnydr.org](http://www.mnydr.org)

# Somali Students in North West for 2019



## High School Graduation and Beyond



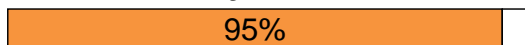
99% of Somali students plan to graduate high school.

82% plan to attend a 2 or 4 year college/university.  
5% plan to obtain a license/certificate or apprenticeship.  
5% plan to obtain a GED.

## Developmental Skills & Supports

What percentage of Somali students meet the threshold to be equipped for learning with developmental skills and supports?


### Commitment to Learning



### Positive Identity and Outlook




### Social Competence



### Empowerment



### Family and Community Support



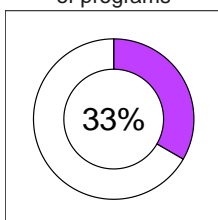
### Teacher and School Support



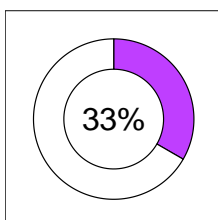
## Afterschool Activities

Percent of Somali students who...

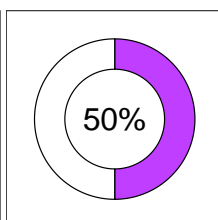
Are aware their school/community offers a variety of programs



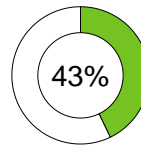
Participate at least 3 times per week



Have positive out of school experiences

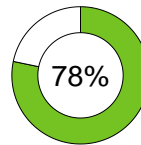
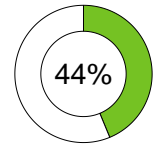


## Health and Well-Being Indicators



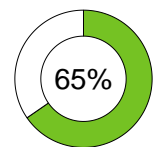
Are physically active at least 60 minutes, 5 times per week.

Eat fruits and vegetables at least once a day.

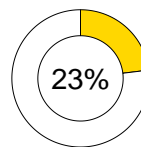


Sleep at least 8 hours in a typical school night.

Reported having very good or excellent health

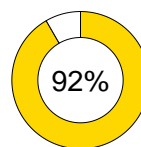
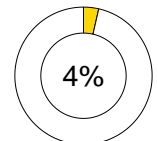


## Context Indicators



Obtained mostly As for school grades.

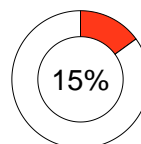
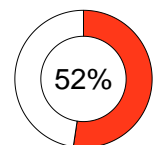
Were sent out of class for discipline.



Feel safe at school.

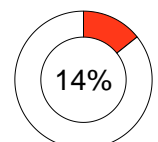
## Challenge Indicators

Experienced harassment/bullying in the last 30 days in school.



Experienced at least one indicator of trauma.

Have at least one indicator of mental distress.



Minnesota Youth Development Research Group  
[www.mnydrgr.com](http://www.mnydrgr.com)



# Foster-Care Students in North West for 2013



## High School Graduation and Beyond



96% of Foster-Care students plan to graduate high school.

60% plan to attend a 2 or 4 year college/university.  
5% plan to obtain a license/certificate or apprenticeship.  
3% plan to obtain a GED.

## Developmental Skills & Supports

What percentage of Foster-Care students meet the threshold to be equipped for learning with developmental skills and supports?

### Commitment to Learning

60%

### Positive Identity and Outlook

34%

### Social Competence

40%

### Empowerment

55%

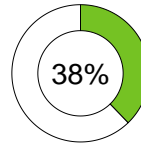
### Family and Community Support

46%

### Teacher and School Support

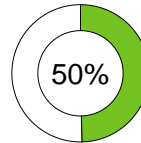
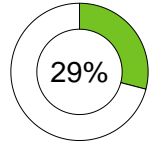
45%

## Health and Well-Being Indicators



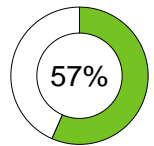
Are physically active at least 60 minutes, 5 times per week.

Eat fruits and vegetables at least once a day.

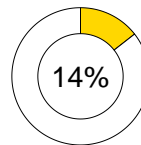


Sleep at least 8 hours in a typical school night.

Reported having very good or excellent health

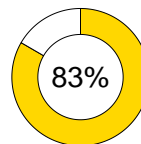
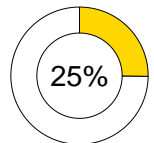


## Context Indicators



Obtained mostly As for school grades.

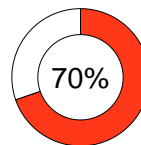
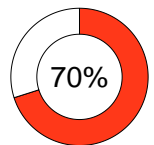
Were sent out of class for discipline.



Feel safe at school.

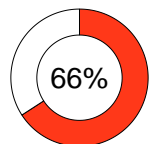
## Challenge Indicators

Experienced harassment/bullying in the last 30 days in school.



Experienced at least one indicator of trauma.

Have at least one indicator of mental distress.

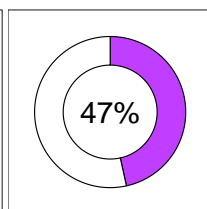
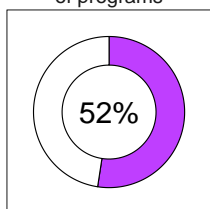


## Afterschool Activities

Percent of Foster-Care students who...

Are aware their school/community offers a variety of programs

Participate at least 3 times per week



Minnesota Youth Development Research Group  
[www.mnydrgr.com](http://www.mnydrgr.com)

# Foster-Care Students in North West for 2016



## High School Graduation and Beyond



99% of Foster-Care students plan to graduate high school.

61% plan to attend a 2 or 4 year college/university.  
7% plan to obtain a license/certificate or apprenticeship.  
7% plan to obtain a GED.

## Developmental Skills & Supports

What percentage of Foster-Care students meet the threshold to be equipped for learning with developmental skills and supports?


### Commitment to Learning



### Positive Identity and Outlook



### Social Competence



### Empowerment



### Family and Community Support



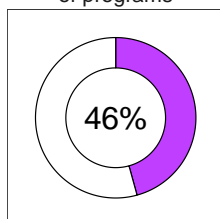
### Teacher and School Support



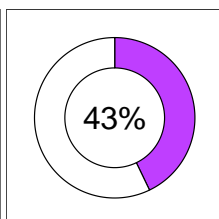
## Afterschool Activities

Percent of Foster-Care students who...

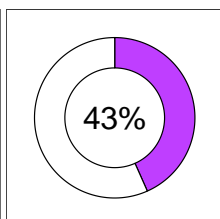
Are aware their school/community offers a variety of programs



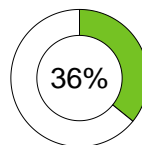
Participate at least 3 times per week



Have positive out of school experiences

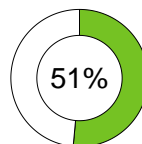
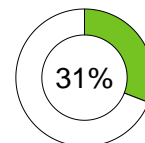


## Health and Well-Being Indicators



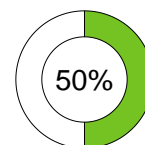
Are physically active at least 60 minutes, 5 times per week.

Eat fruits and vegetables at least once a day.

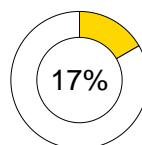


Sleep at least 8 hours in a typical school night.

Reported having very good or excellent health

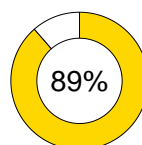
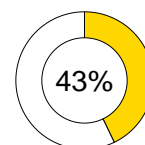


## Context Indicators



Obtained mostly As for school grades.

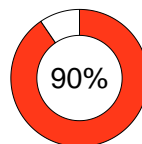
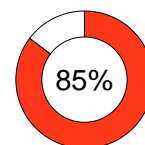
Were sent out of class for discipline.



Feel safe at school.

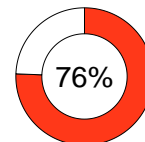
## Challenge Indicators

Experienced harassment/bullying in the last 30 days in school.



Experienced at least one indicator of trauma.

Have at least one indicator of mental distress.



# Foster-Care Students in North West for 2019



## High School Graduation and Beyond



97% of Foster-Care students plan to graduate high school.

44% plan to attend a 2 or 4 year college/university.  
6% plan to obtain a license/certificate or apprenticeship.  
7% plan to obtain a GED.

## Developmental Skills & Supports

What percentage of Foster-Care students meet the threshold to be equipped for learning with developmental skills and supports?

### Commitment to Learning

51%

### Positive Identity and Outlook

27%

### Social Competence

34%

### Empowerment

52%

### Family and Community Support

45%

### Teacher and School Support

42%

## After-school Activities

Percent of Foster-Care students who...

Are aware their school/community offers a variety of programs

51%

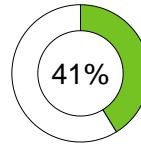
Participate at least 3 times per week

42%

Have positive out of school experiences

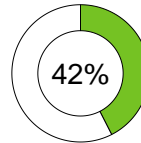
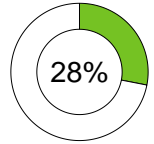
43%

## Health and Well-Being Indicators



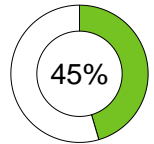
Are physically active at least 60 minutes, 5 times per week.

Eat fruits and vegetables at least once a day.

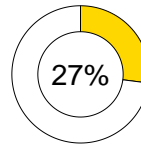


Sleep at least 8 hours in a typical school night.

Reported having very good or excellent health

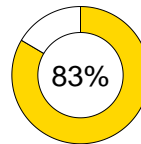
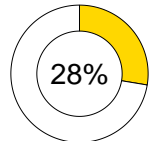


## Context Indicators



Obtained mostly As for school grades.

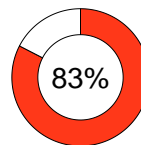
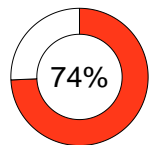
Were sent out of class for discipline.



Feel safe at school.

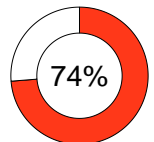
## Challenge Indicators

Experienced harassment/bullying in the last 30 days in school.



Experienced at least one indicator of trauma.

Have at least one indicator of mental distress.



Minnesota Youth Development Research Group  
[www.mnydrgr.com](http://www.mnydrgr.com)

# FRL Students in North West for 2013



## High School Graduation and Beyond



99% of FRL students plan to graduate high school.

71% plan to attend a 2 or 4 year college/university.  
5% plan to obtain a license/certificate or apprenticeship.  
3% plan to obtain a GED.

## Developmental Skills & Supports

What percentage of FRL students meet the threshold to be equipped for learning with developmental skills and supports?

### Commitment to Learning



### Positive Identity and Outlook



### Social Competence



### Empowerment



### Family and Community Support



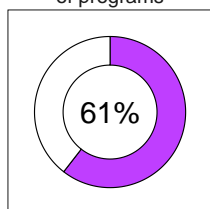
### Teacher and School Support



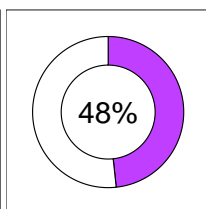
## After-school Activities

Percent of FRL students who...

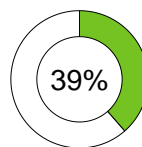
Are aware their school/community offers a variety of programs



Participate at least 3 times per week

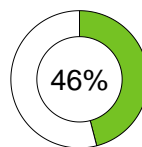
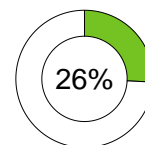


## Health and Well-Being Indicators



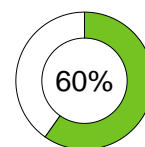
Are physically active at least 60 minutes, 5 times per week.

Eat fruits and vegetables at least once a day.

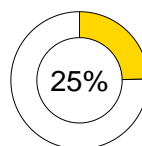


Sleep at least 8 hours in a typical school night.

Reported having very good or excellent health

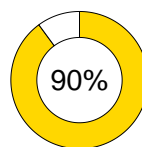
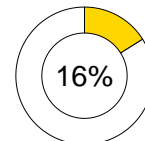


## Context Indicators



Obtained mostly As for school grades.

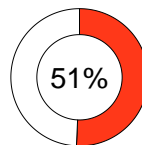
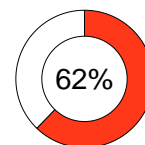
Were sent out of class for discipline.



Feel safe at school.

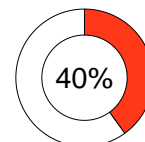
## Challenge Indicators

Experienced harassment/bullying in the last 30 days in school.



Experienced at least one indicator of trauma.

Have at least one indicator of mental distress.



# FRL Students in North West for 2016



## High School Graduation and Beyond



99% of FRL students plan to graduate high school.

59% plan to attend a 2 or 4 year college/university.  
6% plan to obtain a license/certificate or apprenticeship.  
3% plan to obtain a GED.

## Developmental Skills & Supports

What percentage of FRL students meet the threshold to be equipped for learning with developmental skills and supports?

### Commitment to Learning

67%

### Positive Identity and Outlook

41%

### Social Competence

43%

### Empowerment

62%

### Family and Community Support

55%

### Teacher and School Support

47%

## Afterschool Activities

Percent of FRL students who...

Are aware their school/community offers a variety of programs

59%

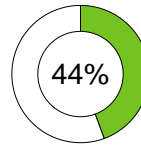
Participate at least 3 times per week

54%

Have positive out of school experiences

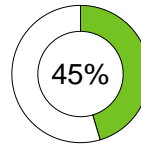
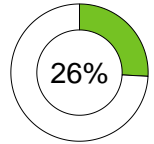
49%

## Health and Well-Being Indicators



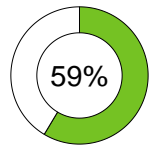
Are physically active at least 60 minutes, 5 times per week.

Eat fruits and vegetables at least once a day.

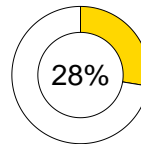


Sleep at least 8 hours in a typical school night.

Reported having very good or excellent health

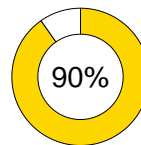
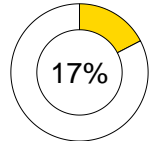


## Context Indicators



Obtained mostly As for school grades.

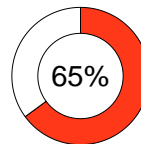
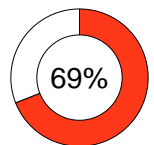
Were sent out of class for discipline.



Feel safe at school.

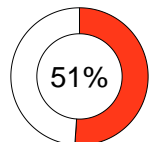
## Challenge Indicators

Experienced harassment/bullying in the last 30 days in school.



Experienced at least one indicator of trauma.

Have at least one indicator of mental distress.



Minnesota Youth Development Research Group  
[www.mnydrg.com](http://www.mnydrg.com)

# FRL Students in North West for 2019



## High School Graduation and Beyond



of FRL students plan to graduate high school.

59% plan to attend a 2 or 4 year college/university.  
5% plan to obtain a license/certificate or apprenticeship.  
3% plan to obtain a GED.

## Developmental Skills & Supports

What percentage of FRL students meet the threshold to be equipped for learning with developmental skills and supports?

### Commitment to Learning

61%

### Positive Identity and Outlook

33%

### Social Competence

43%

### Empowerment

61%

### Family and Community Support

50%

### Teacher and School Support

41%

## Afterschool Activities

Percent of FRL students who...

Are aware their school/community offers a variety of programs

60%

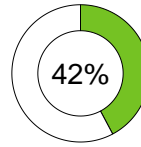
Participate at least 3 times per week

46%

Have positive out of school experiences

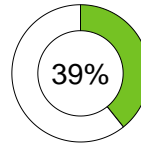
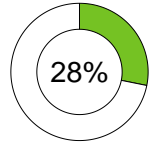
54%

## Health and Well-Being Indicators



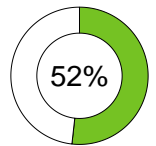
Are physically active at least 60 minutes, 5 times per week.

Eat fruits and vegetables at least once a day.

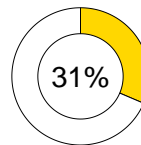


Sleep at least 8 hours in a typical school night.

Reported having very good or excellent health

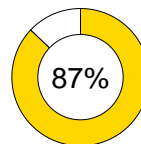
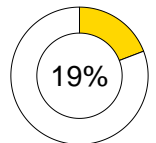


## Context Indicators



Obtained mostly As for school grades.

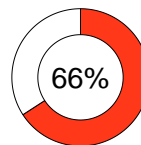
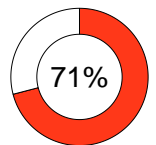
Were sent out of class for discipline.



Feel safe at school.

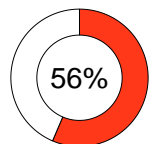
## Challenge Indicators

Experienced harassment/bullying in the last 30 days in school.



Experienced at least one indicator of trauma.

Have at least one indicator of mental distress.



Minnesota Youth Development Research Group  
[www.mnydr.org](http://www.mnydr.org)

# Homeless Students in North West for 2013



## High School Graduation and Beyond



of Homeless students plan to graduate high school.

67% plan to attend a 2 or 4 year college/university.  
4% plan to obtain a license/certificate or apprenticeship.  
2% plan to obtain a GED.

## Developmental Skills & Supports

What percentage of Homeless students meet the threshold to be equipped for learning with developmental skills and supports?

### Commitment to Learning

62%

### Positive Identity and Outlook

37%

### Social Competence

41%

### Empowerment

54%

### Family and Community Support

42%

### Teacher and School Support

35%

## Afterschool Activities

Percent of Homeless students who...

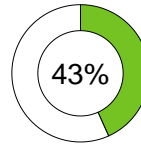
Are aware their school/community offers a variety of programs

57%

Participate at least 3 times per week

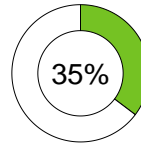
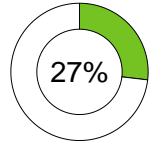
55%

## Health and Well-Being Indicators



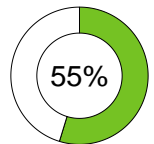
Are physically active at least 60 minutes, 5 times per week.

Eat fruits and vegetables at least once a day.

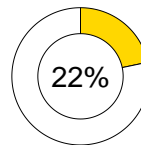


Sleep at least 8 hours in a typical school night.

Reported having very good or excellent health

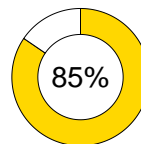
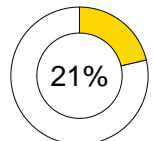


## Context Indicators



Obtained mostly As for school grades.

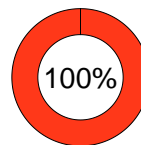
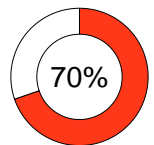
Were sent out of class for discipline.



Feel safe at school.

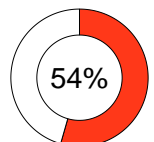
## Challenge Indicators

Experienced harassment/bullying in the last 30 days in school.



Experienced at least one indicator of trauma.

Have at least one indicator of mental distress.



Minnesota Youth Development Research Group  
[www.mnydrgr.com](http://www.mnydrgr.com)



# Homeless Students in North West for 2016



## High School Graduation and Beyond



99% of Homeless students plan to graduate high school.

53% plan to attend a 2 or 4 year college/university.  
6% plan to obtain a license/certificate or apprenticeship.  
4% plan to obtain a GED.

## Developmental Skills & Supports

What percentage of Homeless students meet the threshold to be equipped for learning with developmental skills and supports?

### Commitment to Learning

59%

### Positive Identity and Outlook

32%

### Social Competence

39%

### Empowerment

47%

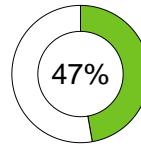
### Family and Community Support

40%

### Teacher and School Support

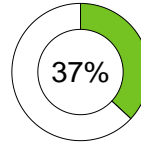
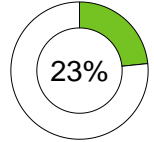
39%

## Health and Well-Being Indicators



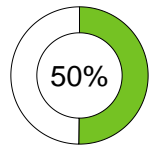
Are physically active at least 60 minutes, 5 times per week.

Eat fruits and vegetables at least once a day.

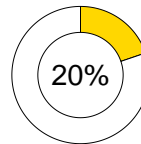


Sleep at least 8 hours in a typical school night.

Reported having very good or excellent health

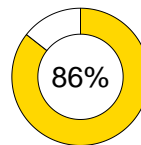
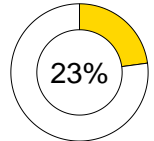


## Context Indicators



Obtained mostly As for school grades.

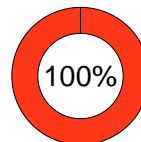
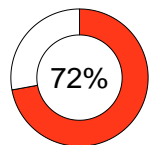
Were sent out of class for discipline.



Feel safe at school.

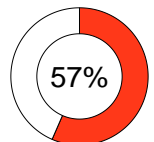
## Challenge Indicators

Experienced harassment/bullying in the last 30 days in school.



Experienced at least one indicator of trauma.

Have at least one indicator of mental distress.



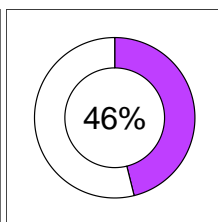
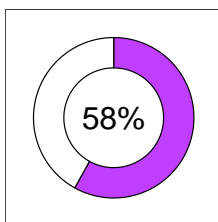
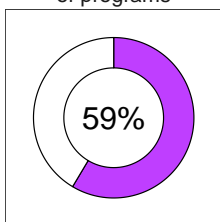
## Afterschool Activities

Percent of Homeless students who...

Are aware their school/community offers a variety of programs

Participate at least 3 times per week

Have positive out of school experiences



Minnesota Youth Development Research Group  
www.mnydr.org

# Homeless Students in North West for 2019



## High School Graduation and Beyond



98% of Homeless students plan to graduate high school.

58% plan to attend a 2 or 4 year college/university.  
2% plan to obtain a license/certificate or apprenticeship.  
3% plan to obtain a GED.

## Developmental Skills & Supports

What percentage of Homeless students meet the threshold to be equipped for learning with developmental skills and supports?

### Commitment to Learning

56%

### Positive Identity and Outlook

23%

### Social Competence

29%

### Empowerment

47%

### Family and Community Support

39%

### Teacher and School Support

34%

## Afterschool Activities

Percent of Homeless students who...

Are aware their school/community offers a variety of programs

55%

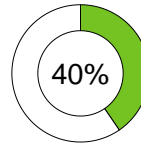
Participate at least 3 times per week

50%

Have positive out of school experiences

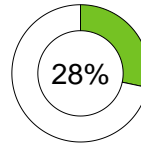
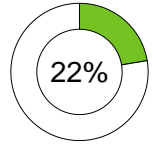
43%

## Health and Well-Being Indicators



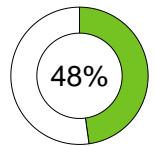
Are physically active at least 60 minutes, 5 times per week.

Eat fruits and vegetables at least once a day.

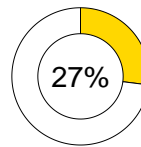


Sleep at least 8 hours in a typical school night.

Reported having very good or excellent health

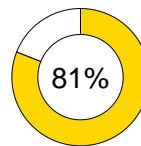
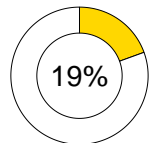


## Context Indicators



Obtained mostly As for school grades.

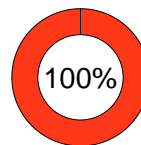
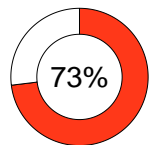
Were sent out of class for discipline.



Feel safe at school.

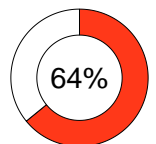
## Challenge Indicators

Experienced harassment/bullying in the last 30 days in school.



Experienced at least one indicator of trauma.

Have at least one indicator of mental distress.



Minnesota Youth Development Research Group  
[www.mnydr.org](http://www.mnydr.org)

# LGBQ Students in North West for 2013



## High School Graduation and Beyond



97%

of LGBQ students plan to graduate high school.

68% plan to attend a 2 or 4 year college/university.  
4% plan to obtain a license/certificate or apprenticeship.  
2% plan to obtain a GED.

## Developmental Skills & Supports

What percentage of LGBQ students meet the threshold to be equipped for learning with developmental skills and supports?

### Commitment to Learning

61%

### Positive Identity and Outlook

30%

### Social Competence

40%

### Empowerment

50%

### Family and Community Support

38%

### Teacher and School Support

35%

## Afterschool Activities

Percent of LGBQ students who...

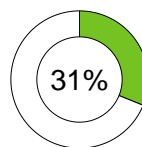
Are aware their school/community offers a variety of programs

55%

Participate at least 3 times per week

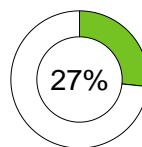
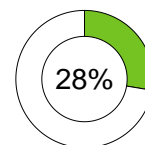
48%

## Health and Well-Being Indicators



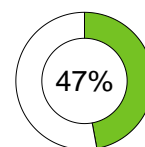
Are physically active at least 60 minutes, 5 times per week.

Eat fruits and vegetables at least once a day.

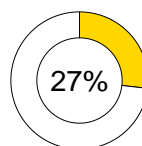


Sleep at least 8 hours in a typical school night.

Reported having very good or excellent health

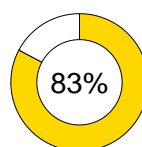
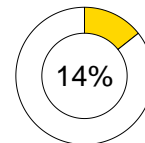


## Context Indicators



Obtained mostly As for school grades.

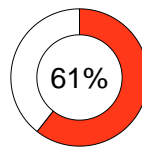
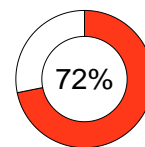
Were sent out of class for discipline.



Feel safe at school.

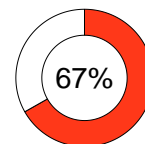
## Challenge Indicators

Experienced harassment/bullying in the last 30 days in school.



Experienced at least one indicator of trauma.

Have at least one indicator of mental distress.



Minnesota Youth Development Research Group  
[www.mnydrgr.com](http://www.mnydrgr.com)

# LGBQ Students in North West for 2016



## High School Graduation and Beyond



99%

of LGBQ students plan to graduate high school.

63% plan to attend a 2 or 4 year college/university.  
5% plan to obtain a license/certificate or apprenticeship.  
3% plan to obtain a GED.

## Developmental Skills & Supports

What percentage of LGBQ students meet the threshold to be equipped for learning with developmental skills and supports?

### Commitment to Learning

61%

### Positive Identity and Outlook

22%

### Social Competence

32%

### Empowerment

46%

### Family and Community Support

39%

### Teacher and School Support

32%

## Afterschool Activities

Percent of LGBQ students who...

Are aware their school/community offers a variety of programs

57%

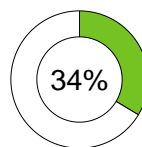
Participate at least 3 times per week

48%

Have positive out of school experiences

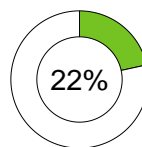
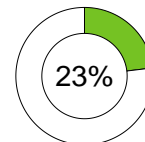
39%

## Health and Well-Being Indicators



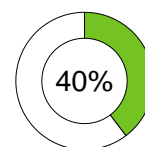
Are physically active at least 60 minutes, 5 times per week.

Eat fruits and vegetables at least once a day.

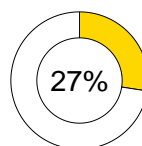


Sleep at least 8 hours in a typical school night.

Reported having very good or excellent health

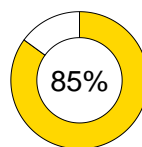
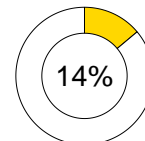


## Context Indicators



Obtained mostly As for school grades.

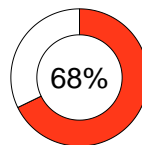
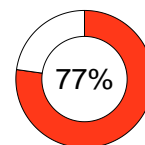
Were sent out of class for discipline.



Feel safe at school.

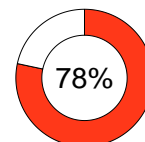
## Challenge Indicators

Experienced harassment/bullying in the last 30 days in school.



Experienced at least one indicator of trauma.

Have at least one indicator of mental distress.



Minnesota Youth Development Research Group  
[www.mnydrgr.com](http://www.mnydrgr.com)

# LGBQ Students in North West for 2019



## High School Graduation and Beyond



98% of LGBQ students plan to graduate high school.

58% plan to attend a 2 or 4 year college/university.  
5% plan to obtain a license/certificate or apprenticeship.  
3% plan to obtain a GED.

## Developmental Skills & Supports

What percentage of LGBQ students meet the threshold to be equipped for learning with developmental skills and supports?

### Commitment to Learning

55%

### Positive Identity and Outlook

18%

### Social Competence

36%

### Empowerment

42%

### Family and Community Support

31%

### Teacher and School Support

28%

## Afterschool Activities

Percent of LGBQ students who...

Are aware their school/community offers a variety of programs

53%

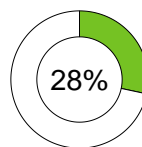
Participate at least 3 times per week

43%

Have positive out of school experiences

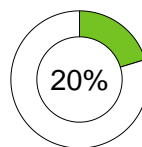
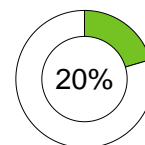
44%

## Health and Well-Being Indicators



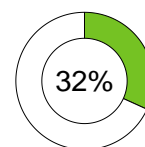
Are physically active at least 60 minutes, 5 times per week.

Eat fruits and vegetables at least once a day.

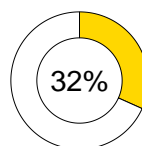


Sleep at least 8 hours in a typical school night.

Reported having very good or excellent health

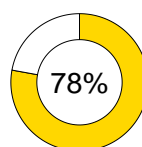
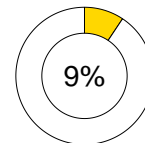


## Context Indicators



Obtained mostly As for school grades.

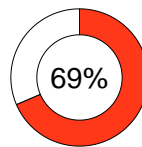
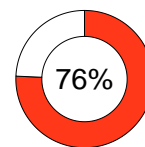
Were sent out of class for discipline.



Feel safe at school.

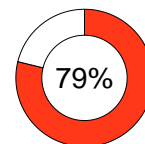
## Challenge Indicators

Experienced harassment/bullying in the last 30 days in school.



Experienced at least one indicator of trauma.

Have at least one indicator of mental distress.



Minnesota Youth Development Research Group  
www.mnydrgr.com

# SpEd Students in North West for 2013



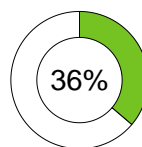
## High School Graduation and Beyond



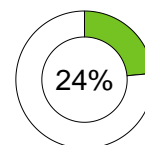
99% of SpEd students plan to graduate high school.

62% plan to attend a 2 or 4 year college/university.  
4% plan to obtain a license/certificate or apprenticeship.  
3% plan to obtain a GED.

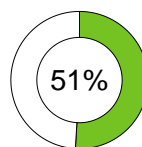
## Health and Well-Being Indicators



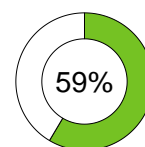
Are physically active at least 60 minutes, 5 times per week.



Eat fruits and vegetables at least once a day.



Sleep at least 8 hours in a typical school night.



Reported having very good or excellent health

## Developmental Skills & Supports

What percentage of SpEd students meet the threshold to be equipped for learning with developmental skills and supports?

### Commitment to Learning



### Positive Identity and Outlook



### Social Competence



### Empowerment



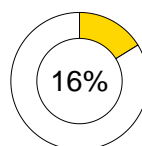
### Family and Community Support



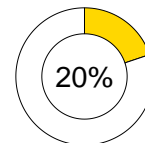
### Teacher and School Support



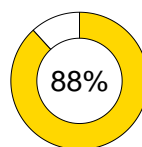
## Context Indicators



Obtained mostly As for school grades.



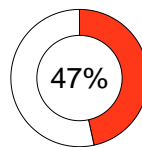
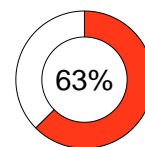
Were sent out of class for discipline.



Feel safe at school.

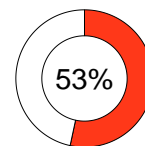
## Challenge Indicators

Experienced harassment/bullying in the last 30 days in school.



Experienced at least one indicator of trauma.

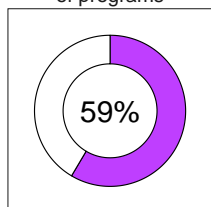
Have at least one indicator of mental distress.



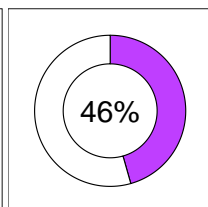
## Afterschool Activities

Percent of SpEd students who...

Are aware their school/community offers a variety of programs



Participate at least 3 times per week



# SpEd Students in North West for 2016



## High School Graduation and Beyond



98% of SpEd students plan to graduate high school.

48% plan to attend a 2 or 4 year college/university.  
4% plan to obtain a license/certificate or apprenticeship.  
5% plan to obtain a GED.

## Developmental Skills & Supports

What percentage of SpEd students meet the threshold to be equipped for learning with developmental skills and supports?


### Commitment to Learning



### Positive Identity and Outlook



### Social Competence



### Empowerment



### Family and Community Support



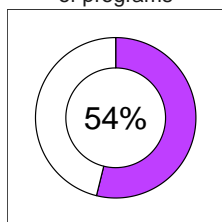
### Teacher and School Support



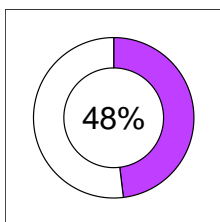
## Afterschool Activities

Percent of SpEd students who...

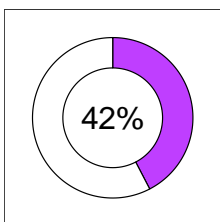
Are aware their school/community offers a variety of programs



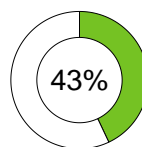
Participate at least 3 times per week



Have positive out of school experiences

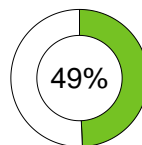
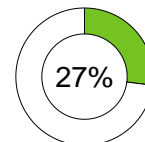


## Health and Well-Being Indicators



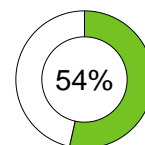
Are physically active at least 60 minutes, 5 times per week.

Eat fruits and vegetables at least once a day.

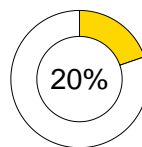


Sleep at least 8 hours in a typical school night.

Reported having very good or excellent health

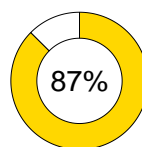
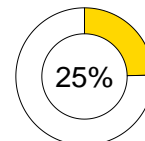


## Context Indicators



Obtained mostly As for school grades.

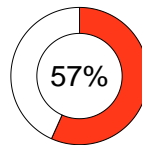
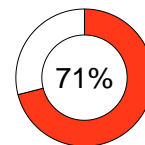
Were sent out of class for discipline.



Feel safe at school.

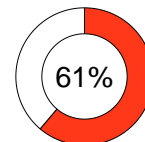
## Challenge Indicators

Experienced harassment/bullying in the last 30 days in school.



Experienced at least one indicator of trauma.

Have at least one indicator of mental distress.



Minnesota Youth Development Research Group  
www.mnydrg.com



# SpEd Students in North West for 2019



## High School Graduation and Beyond



99%

of SpEd students plan to graduate high school.

50% plan to attend a 2 or 4 year college/university.  
4% plan to obtain a license/certificate or apprenticeship.  
3% plan to obtain a GED.

## Developmental Skills & Supports

What percentage of SpEd students meet the threshold to be equipped for learning with developmental skills and supports?

### Commitment to Learning

58%

### Positive Identity and Outlook

35%

### Social Competence

44%

### Empowerment

61%

### Family and Community Support

56%

### Teacher and School Support

47%

## Afterschool Activities

Percent of SpEd students who...

Are aware their school/community offers a variety of programs

62%

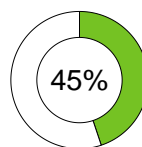
Participate at least 3 times per week

47%

Have positive out of school experiences

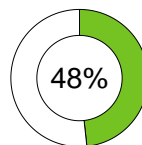
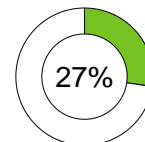
52%

## Health and Well-Being Indicators



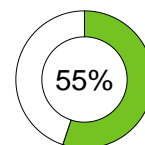
Are physically active at least 60 minutes, 5 times per week.

Eat fruits and vegetables at least once a day.

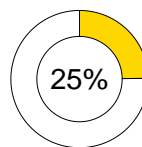


Sleep at least 8 hours in a typical school night.

Reported having very good or excellent health

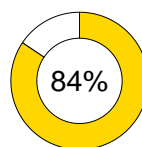
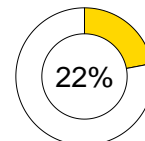


## Context Indicators



Obtained mostly As for school grades.

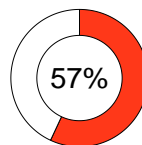
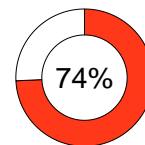
Were sent out of class for discipline.



Feel safe at school.

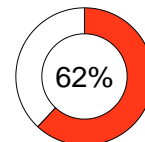
## Challenge Indicators

Experienced harassment/bullying in the last 30 days in school.



Experienced at least one indicator of trauma.

Have at least one indicator of mental distress.



Minnesota Youth Development Research Group  
[www.mnydrg.com](http://www.mnydrg.com)

# Trauma Experienced Students in North West for 2013



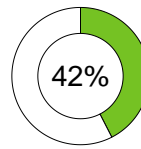
## High School Graduation and Beyond



of Trauma Experienced students plan to graduate high school.

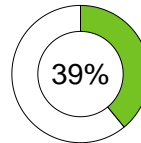
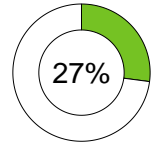
73% plan to attend a 2 or 4 year college/university.  
5% plan to obtain a license/certificate or apprenticeship.  
2% plan to obtain a GED.

## Health and Well-Being Indicators



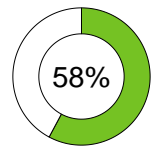
Are physically active at least 60 minutes, 5 times per week.

Eat fruits and vegetables at least once a day.



Sleep at least 8 hours in a typical school night.

Reported having very good or excellent health



## Developmental Skills & Supports

What percentage of Trauma Experienced students meet the threshold to be equipped for learning with developmental skills and supports?

### Commitment to Learning



### Positive Identity and Outlook



### Social Competence



### Empowerment



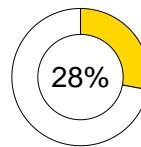
### Family and Community Support



### Teacher and School Support

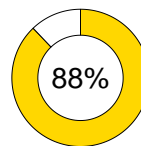
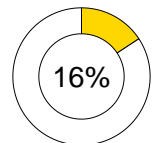


## Context Indicators



Obtained mostly As for school grades.

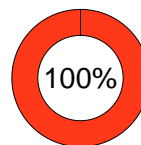
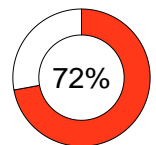
Were sent out of class for discipline.



Feel safe at school.

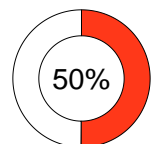
## Challenge Indicators

Experienced harassment/bullying in the last 30 days in school.



Experienced at least one indicator of trauma.

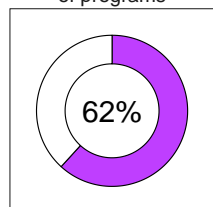
Have at least one indicator of mental distress.



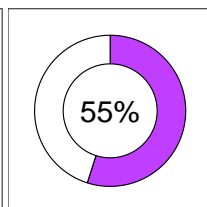
## Afterschool Activities

Percent of Trauma Experienced students who...

Are aware their school/community offers a variety of programs



Participate at least 3 times per week



Minnesota Youth Development Research Group  
[www.mnydrg.com](http://www.mnydrg.com)

# Trauma Experienced Students in North West for 2016



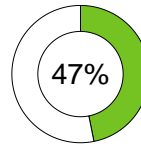
## High School Graduation and Beyond



of Trauma Experienced students plan to graduate high school.

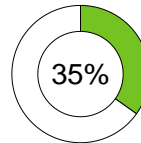
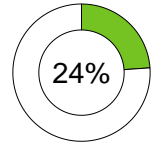
63% plan to attend a 2 or 4 year college/university.  
5% plan to obtain a license/certificate or apprenticeship.  
3% plan to obtain a GED.

## Health and Well-Being Indicators



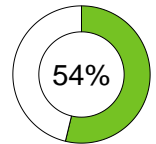
Are physically active at least 60 minutes, 5 times per week.

Eat fruits and vegetables at least once a day.



Sleep at least 8 hours in a typical school night.

Reported having very good or excellent health



## Developmental Skills & Supports

What percentage of Trauma Experienced students meet the threshold to be equipped for learning with developmental skills and supports?

### Commitment to Learning



### Positive Identity and Outlook



### Social Competence



### Empowerment



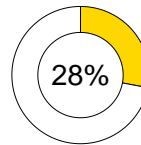
### Family and Community Support



### Teacher and School Support

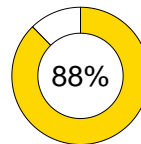
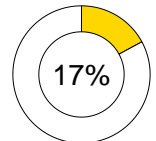


## Context Indicators



Obtained mostly As for school grades.

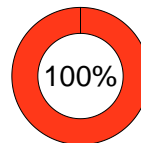
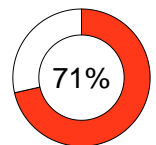
Were sent out of class for discipline.



Feel safe at school.

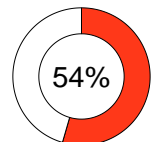
## Challenge Indicators

Experienced harassment/bullying in the last 30 days in school.



Experienced at least one indicator of trauma.

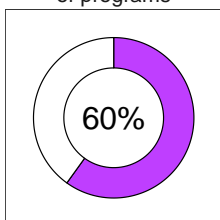
Have at least one indicator of mental distress.



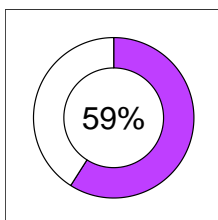
## Afterschool Activities

Percent of Trauma Experienced students who...

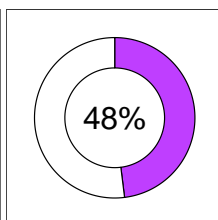
Are aware their school/community offers a variety of programs



Participate at least 3 times per week



Have positive out of school experiences



Minnesota Youth Development Research Group  
[www.mnydrg.com](http://www.mnydrg.com)

# Trauma Experienced Students in North West for 2019



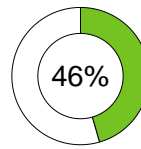
## High School Graduation and Beyond



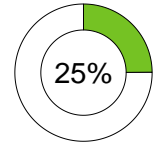
of Trauma Experienced students plan to graduate high school.

61% plan to attend a 2 or 4 year college/university.  
5% plan to obtain a license/certificate or apprenticeship.  
2% plan to obtain a GED.

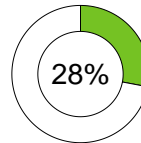
## Health and Well-Being Indicators



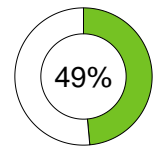
Are physically active at least 60 minutes, 5 times per week.



Eat fruits and vegetables at least once a day.



Sleep at least 8 hours in a typical school night.



Reported having very good or excellent health

## Developmental Skills & Supports

What percentage of Trauma Experienced students meet the threshold to be equipped for learning with developmental skills and supports?

### Commitment to Learning



### Positive Identity and Outlook




### Social Competence



### Empowerment



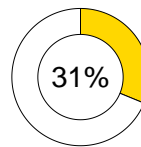
### Family and Community Support



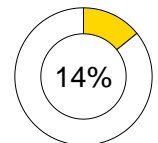
### Teacher and School Support



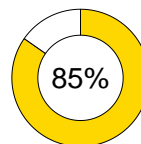
## Context Indicators



Obtained mostly As for school grades.



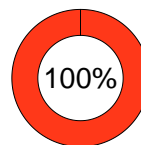
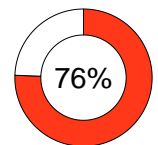
Were sent out of class for discipline.



Feel safe at school.

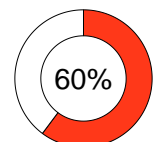
## Challenge Indicators

Experienced harassment/bullying in the last 30 days in school.



Experienced at least one indicator of trauma.

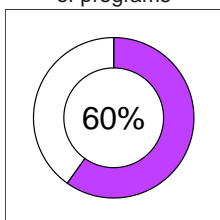
Have at least one indicator of mental distress.



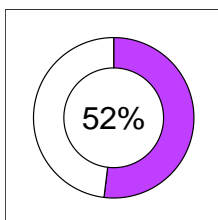
## Afterschool Activities

Percent of Trauma Experienced students who...

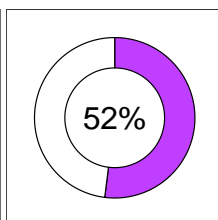
Are aware their school/community offers a variety of programs



Participate at least 3 times per week



Have positive out of school experiences



Minnesota Youth Development Research Group  
[www.mnydrg.com](http://www.mnydrg.com)

## *Acknowledgements*

The [Minnesota Youth Development Research Group](#) is supported through the Carmen and Jim [Campbell Leadership Chair](#) in [Education & Human Development](#) at the University of Minnesota. This report, containing student-community profiles, was developed with the support of Campbell graduate research assistant, Rik Lamm, and Dr. Andrew Zieffler. We also appreciate the support of the [Educational Equity Resource Center](#) at the U of M. Finally, we acknowledge the [Search Institute](#)'s developmental assets framework and their positive youth development approach to helping youth become their *best selves*. We offer this report as a model of engaged scholarship, consistent with the research, teaching, and outreach missions of the University of Minnesota, the state's land grant research institution of higher education.